

ORLATORI  
BORDATORI  
GUIDE COLLARETTO  
RIBATTITORI  
ACCOPIATORI  
GUIDE PROFILO  
GUIDE PASSAELASTICO  
GUIDE VARIE  
ATTACCHI  
FRENAGGI

DISTRIBUITO DA



**ATTILIO CORNALI S.R.L.**

[www.cornali.com](http://www.cornali.com)

Via Fiamma, 24 - 20129 MILANO

Amministrazione: Tel. 02.73.83.395 - E-mail: [cornali@cornali.com](mailto:cornali@cornali.com)

Magazzino: Tel. 02.73.82.865 - 02.70.12.24.30 - Fax. 02.71.71.86



# MF<sup>®</sup>

**ESEMPI DI LAVORAZIONE CHE SI POSSONO OTTENERE  
CON GLI APPARECCHI ILLUSTRATI NEL PRESENTE CATALOGO  
(WORKING EXAMPLES WHICH CAN BE OBTAINED BY  
THE ATTACHMENTS SHOWN ON PRESENT CATALOGUE)**

### ORLATORI - (HEMMERS)

	R5U	Pag. 1
	R5UGA	Pag. 1
	P175U	Pag. 2
	R4UGA	Pag. 2
	P13	Pag. 3
	P91	Pag. 3
	R75D	Pag. 4
	R75DGA	Pag. 4
	P1056	Pag. 5
	P1057	
	P43	
	P270	
	P69	
	P60C	6
	P63	7
	P64	8
	P60	Pag. 5
	P415	
	P670	
	P115	
	P21	
	P21B	10
	P21PI	11
	P3	12
	P105	13
	P105GA	
	P430	Pag. 14
	P79	
	P206	
	P206GA	15
	R3	Pag. 16
	P61	Pag. 16
	P601	Pag. 17
	P602	Pag. 17
	P175	Pag. 18
	R4	Pag. 18
	P174	
	P174	
	R15	Pag. 20
	P172	Pag. 20
	P1125	Pag. 21
	P1125GA	
	P1120	
	P125	
	R51L	Pag. 24
	R51R	Pag. 24
	R5	Pag. 25
	R7	Pag. 25

### BORDATORI - (BUNDERS)

	P100	Pag. 26
	P100S	
	P100PL	
	P102	Pag. 27
	R58	Pag. 29
	R58PP	
	R58PL	
	P1081	
	R59	30
	R59S	31
	R59H	33
	R52H	Pag. 29
	P165	Pag. 31

	F1205	Pag. 32
	F1206	
	P64	Pag. 34
	P54000	
	P25000	42
	P62	Pag. 35
	P54001	
	P60	Pag. 36
	P54002	
	P25002	
	F105 B	Pag. 37
	F105 B	
	F455 B	
	F457 B	
	F405	Pag. 39
	F403	Pag. 39
	F765	Pag. 43
	F764	Pag. 43
	F1245	Pag. 44
	P3000	Pag. 44
	P30001	Pag. 45
	P30002	Pag. 45
	F1205	Pag. 46
	F1206	Pag. 46

### GUIDE COLLARETTO (SPLIT TUBE FOLDERS)

	F44	Pag. 47
	F44E	
	F44H	
	F601	
	F45	Pag. 48
	F45E	
	F45H	
	F602	
	F42	Pag. 49
	F42E	
	P342	
	F42H	
	P602	51
	F40	Pag. 50
	F40E	
	P340	
	F40H	
	P304	52
	F46	Pag. 54
	F46E	Pag. 54
	F47	Pag. 54
	F47E	Pag. 54
	F48	Pag. 54
	F48E	Pag. 54
	F45	Pag. 54

	P205	Pag. 53
	P274	Pag. 55
	P272	Pag. 55

### RIBATTITORI (LAP SEAM FOLDERS)

	F1105	Pag. 56
	F4893C1	
	F121506	
	F121757	
	R121506	58
	P205	Pag. 59
	P215	Pag. 59
	P206	Pag. 60
	P206	
	F150D	Pag. 61
	F150S	Pag. 61

### ACCOPPIATORI (ASSEMBLING ATTACHMENT)

	F145	Pag. 62
	P275	Pag. 62
	F1051	Pag. 63

### GUIDE PROFILO (PIPING ATTACHMENT)

	F1050	Pag. 64
	F1045	Pag. 64
	F1025	Pag. 65
	F1050	Pag. 65
	F1065	Pag. 66
	F1060	Pag. 66
	F1070	Pag. 67
	F1040	Pag. 68
	F1025	Pag. 68
	F1020	Pag. 69
	F1015	
	P345	Pag. 70
	F1160	Pag. 70

### GUIDE PASSAELASTICO (HEMMERS WITH ELASTIC INSERTION)

	P1102	Pag. 71
	P1105	
	P1104	Pag. 72
	P635	Pag. 73
	P637	
	P1107	Pag. 74
	P1292	Pag. 74
	R414	Pag. 75
	R415	Pag. 75
	R416	Pag. 75
	R417	Pag. 75

### GUIDE VARIE (VARIOUS ATTACHMENT)

	R6	Pag. 76
	R5	Pag. 76
	R67	Pag. 77
	R62	
	R426	Pag. 78
	R420	Pag. 78
	R530	Pag. 79
	R535	Pag. 79
	R445	Pag. 80
	R465	Pag. 80
	P1105	Pag. 81
	P1105E	
	P1206	Pag. 82
	P1245	Pag. 82
	R5200	Pag. 83
	P100	Pag. 83
	R425	Pag. 84
	P1055	Pag. 84
	R57	Pag. 85
	R54	Pag. 85
	P150	Pag. 86
	R52	Pag. 86



## F75U

ORLATORE PIEGA SUPERIORE

*Per macchine piane*  
*For flat bed machines*



PIEDINI CONSIGLIATI  
SUGGESTED FEET

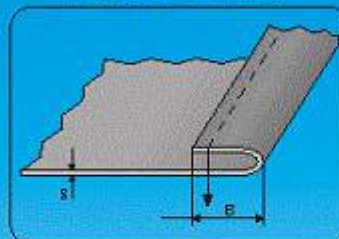


G2450A - fino a 12 mm  
G2460A - da 13 a 25 mm  
G2470A - oltre 25 mm

NOTA:  
da 10 mm in su a richiesta  
fornibili con passaggio "H"

NOTE:  
for over 10 mm available on  
request with "H" passage

SINGLE UPTURN HEMMER



Codice	Lav. finito (B) (da feed / de) (mm) (in)	Spessore (S) (thickness)
F75U/4M	4 5/32	M
F75U/5M	5 3/16	M
F75U/6M	6 1/4	M
F75U/7M	7 9/32	M
F75U/8M	8 5/16	M
F75U/9M	9 11/32	M
F75U/10M	10 3/8	M
F75U/10H	10 3/8	H
F75U/12M	12 1/2	M
F75U/15M	15 19/32	M
F75U/20M	20 3/4	M
F75U/25M	25 1	M
F75U/30M	30 1-3/16	M
F75U/35M	35 1-3/8	M
F75U/40M	40 1-9/16	M
F75U/45M	45 1-3/4	M
F75U/50M	50 2	M
F75U/60M	60 2-3/8	M

## F75UGA

ORLATORE PIEGA SUPERIORE  
CON GUIDA APRIBILE

*Per macchine piane*  
*For flat bed machines*



PIEDINI CONSIGLIATI  
SUGGESTED FEET

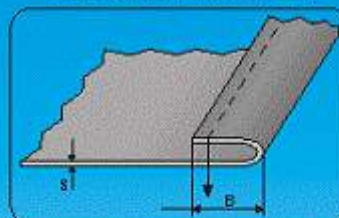


G2450A - fino a 12 mm  
G2460A - da 13 a 25 mm  
G2470A - oltre 25 mm

NOTA:  
da 10 mm in su a richiesta  
fornibili con passaggio "H"

NOTE:  
for over 10 mm available on  
request with "H" passage

SINGLE UPTURN SWING HEMMER



Codice	Lav. finito (B) (da feed / de) (mm) (in)	Spessore (S) (thickness)
F75UGA/4M	4 5/32	M
F75UGA/5M	5 3/16	M
F75UGA/6M	6 1/4	M
F75UGA/7M	7 9/32	M
F75UGA/8M	8 5/16	M
F75UGA/9M	9 11/32	M
F75UGA/10M	10 3/8	M
F75UGA/12M	12 1/2	M
F75UGA/14M	14 9/16	M
F75UGA/15M	15 19/32	M
F75UGA/16M	16 5/8	M
F75UGA/20M	20 3/4	M
F75UGA/25M	25 1	M
F75UGA/30M	30 1-3/16	M
F75UGA/35M	35 1-3/8	M
F75UGA/40M	40 1-9/16	M
F75UGA/45M	45 1-3/4	M
F75UGA/50M	50 2	M
F75UGA/60M	60 2-3/8	M



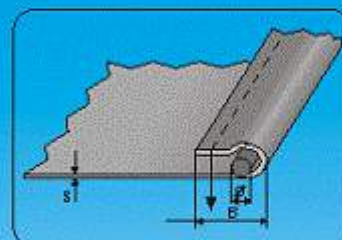


## F19 ORLATORE - PIEGA SUPERIORE CON INSERIMENTO CORDINO

*Per macchine piano 1 ago*  
*For 1 needle flat bed machines*



SINGLE UFTURN CORD FOLDER



Codice	Lav. finito (B) (finished size) (mm) (in)	Spessore (S) (thickness) (mm)	Ø cordino (cord) (mm)
F19/7M	7 9/32	M	max 2.5
F19/10M	10 3/8	M	max 3.0
F19/16M	16 5/8	M	max 5.0
F19/19M	19 3/4	M	max 6.0

NOTA:  
con l'ordinazione specificare Ø cordino

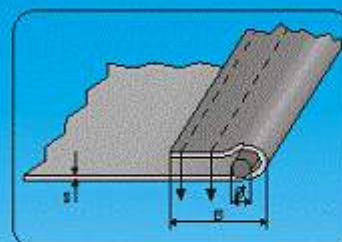
NOTE:  
with order specify Ø cord

## F21 ORLATORE PIEGA SUPERIORE CON INSERIMENTO CORDINO

*Per macchine piano 1 o 2 aghi*  
*For 1 or 2 needle flat bed machines*



SINGLE UFTURN CORD FOLDER



Codice	Lav. finito (B) (finished size) (mm) (in)	Spessore (S) (thickness) (mm)	Ø cordino (cord) (mm)
F21/25M	25 1	M	max 8.0
F21/30M	30 1-3/16	M	max 8.0
F21/35M	35 1-3/8	M	max 8.0

NOTA:  
con l'ordinazione specificare Ø cordino


NOTE:  
with order specify Ø cord



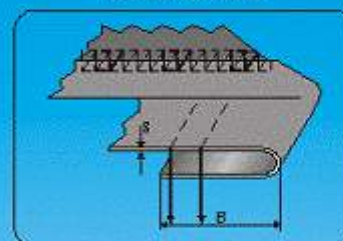


## F1086 ORLATORE PIEGA INFERIORE PER MAGLIERIA A CAPO APERTO

*Per macchine piano 2 aghi*  
*For 2 needle flat bed machines*



SINGLE DOWNTURN HEMMER  
FOR KNITTED FABRIC



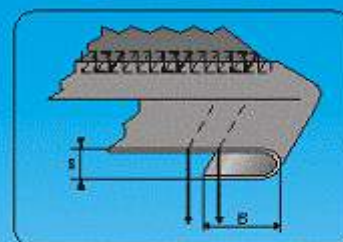
Codice	Lav. finito (B) (finished size) (mm) (in)	Spessore (S) (thickness)	
F1086/15M	15 19/32	M	
F1086/15H	15 19/32	H	
F1086/20M	20 3/4	M	
F1086/20H	20 3/4	H	
F1086/25M	25 1	M	
F1086/25H	25 1	H	
F1086/30M	30 1-3/16	M	
F1086/30H	30 1-3/16	H	
F1086/35M	35 1-3/8	M	
F1086/35H	35 1-3/8	H	
F1086/40M	40 1-9/16	M	
F1086/40H	40 1-9/16	H	

## F1087 ORLATORE PIEGA INFERIORE PER MAGLIERIA

*Per macchine piano 2 aghi*  
*For 2 needle flat bed machines*



ADJUSTABLE DOWNTURN HEMMER  
FOR KNITTED FABRIC



Codice	Lav. finito (B) (finished size) (mm) (in)	Spessore (S) (thickness)	
F1087/8M	8 5/16	M	
F1087/8H	8 5/16	H	
F1087/10M	10 3/8	M	
F1087/10H	10 3/8	H	
F1087/15M	15 19/32	M	
F1087/15H	15 19/32	H	
F1087/20L	20 3/4	L	
F1087/20M	20 3/4	M	
F1087/20H	20 3/4	H	
F1087/25M	25 1	M	
F1087/25H	25 1	H	
F1087/30M	30 1-3/16	M	
F1087/30H	30 1-3/16	H	

















## F72L ORLATORE DOPPIA PIEGA SUPERIORE CON GUIDA APRIBILE

*Per macchine piano*  
*For flat bed machines*

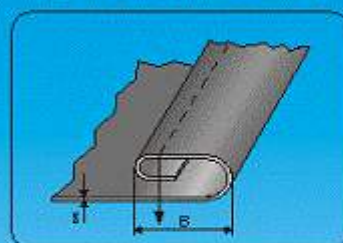


PIEDINI CONSIGLIATI  
SUGGESTED FEET



G2450A - fino a 12 mm  
G2460A - da 13 a 25 mm  
G2470A - oltre 25 mm

DOUBLE UPTURN SWING HEMMER



Codice	Lav. finito (B) (finished size) (mm) (inch)		
F72L/4	4 5/32		
F72L/5	5 3/16		
F72L/6	6 1/4		
F72L/7	7 9/32		
F72L/8	8 5/16		
F72L/9	9 11/32		
F72L/10	10 3/8		
F72L/12	12 1/2		
F72L/14	14 9/16		
F72L/15	15 19/32		
F72L/16	16 5/8		
F72L/19	19 3/4		
F72L/20	20 25/32		
F72L/22	22 7/8		
F72L/25	25 1		
F72L/28	28 1-1/8		

## F72B ORLATORE DOPPIA PIEGA SUPERIORE REGISTRABILE - CON GUIDA APRIBILE

*Per macchine piano*  
*For flat bed machines*



PIEDINI CONSIGLIATI  
SUGGESTED FEET



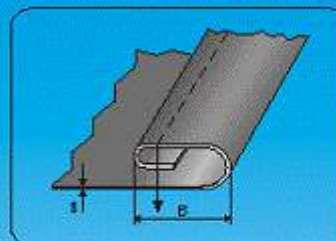
G2450A - fino a 12 mm  
G2460A - da 13 a 25 mm  
G2470A - oltre 25 mm

STAFFA CONSIGLIATA  
SUGGESTED BRACKET



PER MISURE DA 30 mm IN SU  
(FOR DIM. 3/4" & OVER)

DOUBLE UPTURN SWING HEMMER



Codice	Lav. finito (B) (finished size) (mm) (inch)	Codice	Lav. finito (B) (finished size) (mm) (inch)
F72B/4	4 5/32	F72B/30	30 1-3/16
F72B/5	5 3/16	F72B/32	32 1-1/4
F72B/6	6 1/4	F72B/35	35 1-3/8
F72B/7	7 9/32	F72B/38	38 1-1/2
F72B/8	8 5/16	F72B/40	40 1-9/16
F72B/9	9 11/32	F72B/45	45 1-3/4
F72B/10	10 3/8	F72B/50	50 2
F72B/12	12 1/2	F72B/55	55 2-3/16
F72B/14	14 9/16	F72B/60	60 2-3/8
F72B/15	15 19/32	F72B/70	70 2-3/4
F72B/16	16 5/8	F72B/76	76 3-1/32
F72B/19	19 3/4	F72B/80	80 3-3/16
F72B/20	20 25/32	F72B/88	88 3-1/2
F72B/22	22 7/8	F72B/100	100 4
F72B/25	25 1	F72B/127	127 5
F72B/28	28 1-1/8		





## F105 ORLATORE DOPPIA PIEGA SUP. PER TASCHE CURVE E DRITTE

*Per macchine piano*  
*For flat bed machines*

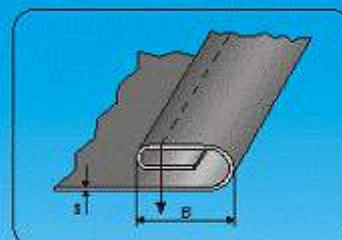


PIEDINI CONSIGLIATI  
SUGGESTED FEET



G2450A - fino a 12 mm  
G2460A - da 13 a 25 mm


*DOUBLE UPTURN HEMMER*  
*FOR CURVED AND STRAIGHT POCKETS*



Codice	Lav. finito (B) (finished size) (mm) (in)	Spessore (S) (thickness)	
F105/4M	4 5/32	M	
F105/5M	5 3/16	M	
F105/6M	6 1/4	M	
F105/7M	7 9/32	M	
F105/8M	8 5/16	M	
F105/8H	8 5/16	H	
F105/9M	9 11/32	M	
F105/10M	10 3/8	M	
F105/10H	10 3/8	H	
F105/12M	12 1/2	M	
F105/12H	12 1/2	H	
F105/14M	14 9/16	M	
F105/15M	15 19/32	M	
F105/16M	16 5/8	M	
F105/18M	18 23/32	M	

## F105GA ORLATORE DOPPIA PIEGA SUP. GUIDA APRIBILE PER TASCHE CURVE E DRITTE

*Per macchine piano*  
*For flat bed machines*

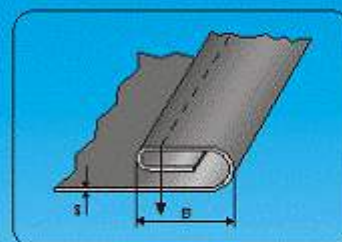


PIEDINI CONSIGLIATI  
SUGGESTED FEET



G2450A - fino a 12 mm  
G2460A - da 13 a 25 mm

*DOUBLE UPTURN HEMMER*  
*FOR CURVED AND STRAIGHT POCKETS*



Codice	Lav. finito (B) (finished size) (mm) (in)	Spessore (S) (thickness)	
F105GA/4M	4 5/32	M	
F105GA/5M	5 3/16	M	
F105GA/6M	6 1/4	M	
F105GA/7M	7 9/32	M	
F105GA/8M	8 5/16	M	
F105GA/9M	9 11/32	M	
F105GA/10M	10 3/8	M	
F105GA/12M	12 1/2	M	
F105GA/14M	14 9/16	M	
F105GA/15M	15 19/32	M	
F105GA/16M	16 5/8	M	
F105GA/18M	18 23/32	M	















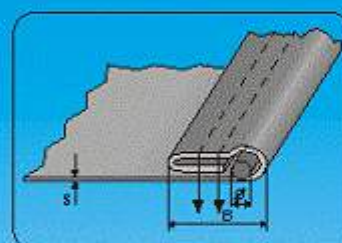


## F174 ORLATORE DOPPIA PIEGA SUPERIORE CON INSERIMENTO CORDINO

*Per macchine piane a 1 o 2 aghi*  
*For 1 or 2 needle flat bed machines*



*DOUBLE UPTURN CORD HEMMER*



Codice	Lav. finito (B) (finished size) (mm) (in)	Spessore (S) (thickness) (mm)	Ø cordino (cord dia.) (mm)
F174/18M	18 3/4	M	max 8 Ø
F174/20M	20 25/32	M	max 8 Ø
F174/25M	25 1	M	max 8 Ø
F174/30M	30 1-3/16	M	max 8 Ø

**NOTA:**  
con l'ordinazione specificare diametro cordino

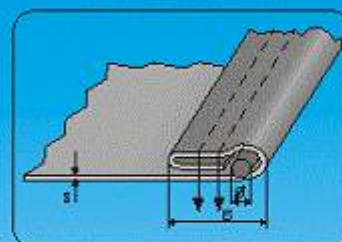
**NOTE:**  
with order specify diameter of the cord

## F1174 ORLATORE DOPPIA PIEGA SUPERIORE CON INS. CORDINO PER TENDE DA ESTERNO

*Per macchine piane a 1 o 2 aghi*  
*For 1 or 2 needle flat bed machines*



*DOUBLE UPTURN CORD HEMMER  
FOR OUTSIDE CURTAIN*



Codice	Lav. finito (B) (finished size) (mm) (in)	Spessore (S) (thickness) (mm)	Ø cordino (cord dia.) (mm)
F1174/18M	18 3/4	MH	max 8 Ø
F1174/20M	20 25/32	MH	max 8 Ø
F1174/25M	25 1	MH	max 8 Ø
F1174/30M	30 1-3/16	MH	max 8 Ø

**NOTA:**  
con l'ordinazione specificare diametro cordino

**NOTE:**  
with order specify diameter of the cord





## F1125

ORLATORE DOPPIA PIEGA INFERIORE

*Per macchine piano*  
*For flat bed machines*

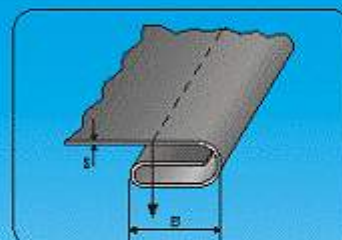


PIEDINO CONSIGLIATO  
SUGGESTED FOOT



G2450A - per tutte le misure  
(for all sizes)

*DOUBLE DOWNTURN HEMMER*



Codice	Lav. finito (B) (finished size) (mm)	Codice	Lav. finito (B) (finished size) (mm)
F 1125/5M	5M	F 1125/14MH	14MH
F 1125/6M	6M	F 1125/14H	14H
F 1125/6MH	6MH		
F 1125/7M	7M		
F 1125/7MH	7MH		
F 1125/8M	8M		
F 1125/8MH	8MH		
F 1125/8H	8H		
F 1125/9MH	9MH		
F 1125/10L	10L		
F 1125/10M	10M		
F 1125/10MH	10MH		
F 1125/10H	10H		
F 1125/12MH	12MH		
F 1125/12H	12H		

## F1125GA

ORLATORE DOPPIA PIEGA  
INFERIORE CON GUIDA APRIBILE

*DOUBLE DOWNTURN SWING HEMMER*

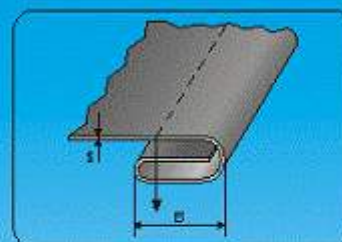
*Per macchine piano*  
*For flat bed machines*



PIEDINO CONSIGLIATO  
SUGGESTED FOOT



G2450A - per tutte le misure  
(for all sizes)



Codice	Lav. finito (B) (finished size) (mm)	Spessore (S) (thickness) (inch)	
F 1125GA/5M	5	3/16	M
F 1125GA/6M	6	1/4	M
F 1125GA/7M	7	9/32	M
F 1125GA/8M	8	5/16	M
F 1125GA/9MH	9	11/32	MH
F 1125GA/10M	10	3/8	M
F 1125GA/10MH	10	3/8	MH
F 1125GA/12MH	12	1/2	MH
F 1125GA/14MH	14	9/16	MH














**MF**<sup>®</sup>

# Bordatori (Binders)

**26**

## F100 BORDATORE SEMPLICE

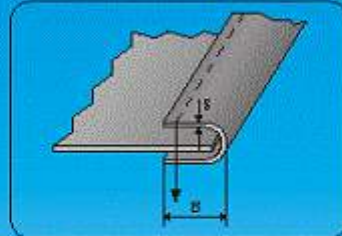
*Per macchine piane  
For flat bed machines*



**PIEDINI CONSIGLIATI  
SUGGESTED FEET**



G601 fino a 4mm  
G602 fino a 5mm  
N603 fino a 6mm  
G604 fino a 7mm  
N605 oltre 8mm

**SINGLE BINDER**

Codice	(A)	(B)	(S)	Codice	(A)	(B)	(S)
F100/10	10	5	M	F100/60	60	30	M
F100/12	12	6	M	F100/65	65	32,5	M
F100/14	14	7	M	F100/70	70	35	M
F100/15	15	7,5	M				
F100/16	16	8	M	F100/12H	12	6	H
F100/17	17	8,5	M	F100/14H	14	7	H
F100/18	18	9	M	F100/15H	15	7,5	H
F100/19	19	9,5	M	F100/16H	16	8	H
F100/20	20	10	M	F100/19H	19	9,5	H
F100/22	22	11	M	F100/20H	20	10	H
F100/25	25	12,5	M	F100/22H	22	11	H
F100/28	28	14	M	F100/25H	25	12,5	H
F100/30	30	15	M	F100/28H	28	14	H
F100/32	32	16	M	F100/30H	30	15	H
F100/35	35	17,5	M	F100/32H	32	16	H
F100/40	40	20	M	F100/35H	35	17,5	H
F100/45	45	22,5	M	F100/40H	40	20	H
F100/50	50	25	M	F100/45H	45	22,5	H
F100/55	55	27,5	M	F100/50H	50	25	H

## F100S BORDATORE SEMPLICE

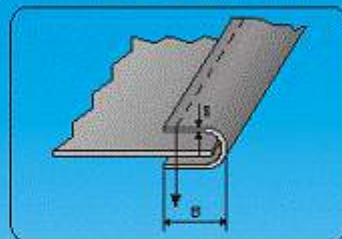
*Per macchine piane  
For flat bed machines*



**PIEDINI CONSIGLIATI  
SUGGESTED FEET**



G601 fino a 4mm  
G602 fino a 5mm  
N603 fino a 6mm  
G604 fino a 7mm  
N605 oltre 8mm

**SINGLE BINDER**

Codice	(A)	(B)	(S)	Codice	(A)	(B)	(S)
F100S/20	20	10	M	F100S/20H	20	10	H
F100S/22	22	11	M	F100S/22H	22	11	H
F100S/25	25	12,5	M	F100S/25H	25	12,5	H
F100S/28	28	14	M	F100S/28H	28	14	H
F100S/30	30	15	M	F100S/30H	30	15	H
F100S/32	32	16	M	F100S/32H	32	16	H
F100S/35	35	17,5	M	F100S/35H	35	17,5	H
F100S/40	40	20	M	F100S/40H	40	20	H
F100S/45	45	22,5	M	F100S/45H	45	22,5	H
F100S/50	50	25	M	F100S/50H	50	25	H
F100S/55	55	27,5	M	F100S/55H	55	27,5	H
F100S/60	60	30	M	F100S/60H	60	30	H



## F100PL BORDATORE SEMPLICE PER FETTUCCE IN PLASTICA

*Per macchine piano*  
*For flat bed machines*

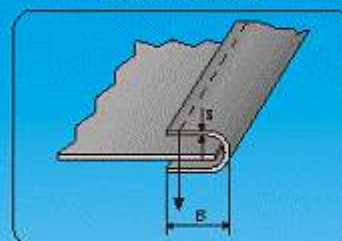


PIEDINI CONSIGLIATI  
SUGGESTED FEET



G601 fino a 4mm  
G602 fino a 5mm  
N603 fino a 6mm  
G604 fino a 7mm  
N605 oltre 8mm


*SINGLE BINDER*  
*FOR STIFF RIBBONS*



Codice	Entrata (A) (apertura) (mm) (inch)	Lav. finito (B) (chiusura) (mm) (inch)	Spessore (S) (thickness)
F100PL/12	12 31/64	6 1/4	M
F100PL/14	14 9/16	7 9/32	M
F100PL/15	15 19/32	7,5 19/64	M
F100PL/16	16 5/8	8 5/16	M
F100PL/18	18 3/4	9,5 3/8	M
F100PL/20	20 25/32	10 25/64	M
F100PL/22	22 7/8	11 7/16	M
F100PL/25	25 1	12,5 1/2	M
F100PL/30	30 1-3/16	15 19/32	M
F100PL/35	35 1-3/8	17,5 11/16	M
F100PL/40	40 1-9/16	20 25/32	M
F100PL/45	45 1-3/4	22,5 7/8	M
F100PL/50	50 2	25 1	M

## F1082 BORDATORE A PIEGA SEMPLICE INCLINATO

*Per macchine piano*  
*For flat bed machines*

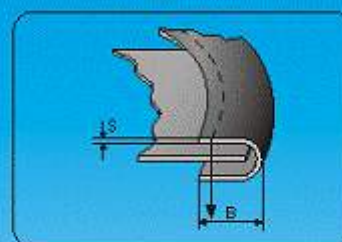


PIEDINI CONSIGLIATI  
SUGGESTED FEET



G601 fino a 4mm  
G602 fino a 5mm  
N603 fino a 6mm  
G604 fino a 7mm  
N605 oltre 8mm

*SINGLE BINDER*



Codice	Entrata (A) (apertura) (mm) (inch)	Lav. finito (B) (chiusura) (mm) (inch)	Spessore (S) (thickness)
F1082/10	10 25/64	5 3/16	M
F1082/12	12 31/64	6 1/4	M
F1082/14	14 9/16	7 9/32	M
F1082/16	16 5/8	8 5/16	M
F1082/18	18 23/32	9 23/64	M
F1082/20	20 25/32	10 25/64	M
F1082/22	22 7/8	11 7/16	M
F1082/24	24 15/166	12 15/32	M
F1082/26	26 1-1/32	13 33/64	M
F1082/28	28 1-1/8	14 9/16	M
F1082/30	30 1-3/16	15 19/32	M
F1082/32	32 1-1/4	16 5/8	M
F1082/35	35 1-3/8	17,5 11/16	M
F1082/38	38 1-1/2	19 3/4	M
F1082/40	40 1-9/16	20 25/32	M





















MF®

# Bordatori (Binders)

34

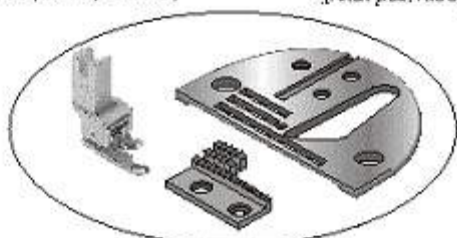
## F64 GRUPPO BORDATORE SU PLACCA PIEGA SEMPLICE



Per macchine piane  
For flat bed machines

### GRUPPI COMPLETI SEPARATI (Placca, Griffa, Piedino)

COMPLETE SETS - SEPARATED  
(Needle plate, Feed dog, Foot)



Per macchine (for machines):

#### PIANE (non rasafilo)

#### STRAIGHT STITCH (not thread trimmer)

	PLACCA Needle Plate	GRIFFA Feed Dog	PIEDINO Foot
- TIPO STANDARD (STANDARD TYPE)	cod. 12442	cod. 20002	a misura
<b>LINEARE ZIG-ZAG</b>			
<b>STRAIGHT STITCH AND ZIGZAG</b>			
- BERNINA 217 (zig-zag)	cod. 15490	cod. 15492	cod. N60222
- BROTHER 856 (zig-zag)	cod. 15520	cod. 15521	cod. 15522
- DÜRKOPP 211 (rasafilo)	cod. 15500	cod. 15501	a misura
- DÜRKOPP 265 (zig-zag)	cod. 15510	cod. 15511	cod. N60222
- JUKI L22280, 2290 (zig-zag)	cod. 15520	cod. 15521	cod. 15522
- NECCHI 720, 750 (zig-zag)	cod. 15560	cod. 15561	cod. N60222
- NECCHI 885 (rasafilo)	cod. 15565	cod. 15566	a misura
- PFAFF 138, 238 (zig-zag)	cod. 15600	cod. 15601	.....
- PFAFF 438 (zig-zag)	cod. 15610	cod. 15611	cod. N60222
- PFAFF 463 (rasafilo)	cod. 15620	cod. 15621	a misura
- PFAFF 483 (zig-zag)	cod. 15630	cod. 15631	a misura
- PFAFF 487 (zig-zag)	cod. 15632	cod. 15633	cod. 15634
- REFREY 930 (zig-zag)	cod. 15490	cod. 15492	cod. N60222
- SINGER 457 (zig-zag)	cod. 15520	cod. 15521	cod. 15522

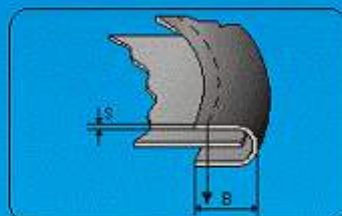
#### A RICHIESTA

possiamo fornire gruppi cpl. (placca griffa e piedino) anche macchine diverse:  
(BROTHER 8731, 8735, DÜRKOPP 271, PFAFF 487, RIMOLDI 740, ecc.)

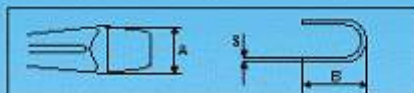
#### UPON REQUEST

We can supply cpl. sets (needle plate, feed dog, foot) also for different machines:  
(BROTHER 8731, 8735, DÜRKOPP 271, PFAFF 487, RIMOLDI 740, etc.)

### RIGHT ANGLE SINGLE BINDER SET



Codice	(A)	(B)	(S)	Codice	(A)	(B)	(S)
F64/10	10	5	M	F64/12H	12	5	H
F64/12	12	6	M	F64/14H	14	7	H
F64/14	14	7	M	F64/15H	15	7,5	H
F64/15	15	7,5	M	F64/16H	16	8	H
F64/16	16	8	M	F64/18H	18	9	H
F64/18	18	9	M	F64/19H	19	9,5	H
F64/19	19	9,5	M	F64/20H	20	10	H
F64/20	20	10	M	F64/22H	22	11	H
F64/22	22	11	M	F64/24H	24	12	H
F64/24	24	12	M	F64/25H	25	12,5	H
F64/25	25	12,5	M	F64/26H	26	13	H
F64/26	26	13	M	F64/28H	28	14	H
F64/28	28	14	M	F64/30H	30	15	H
F64/30	30	15	M	F64/32H	32	16	H
F64/32	32	16	M	F64/34H	34	17	H
F64/34	34	17	M	F64/35H	35	17,5	H
F64/35	35	17,5	M	F64/36H	36	18	H
F64/36	36	18	M	F64/38H	38	19	H
F64/38	38	19	M	F64/40H	40	20	H
F64/40	40	20	M				
F64/45	45	22,5	M				
F64/50	50	25	M				



## F64B


BECCUCCIO BORDATORE  
SEPARATO  
RIGHT ANGLE SINGLE BINDER



Codice	Codice	Codice	Codice
F64B/10	F64B/26	F64B/12H	F64B/30H
F64B/12	F64B/28	F64B/14H	F64B/32H
F64B/14	F64B/30	F64B/15H	F64B/34H
F64B/15	F64B/32	F64B/16H	F64B/35H
F64B/16	F64B/34	F64B/18H	F64B/38H
F64B/17	F64B/35	F64B/19H	F64B/40H
F64B/18	F64B/36	F64B/20H	
F64B/19	F64B/38	F64B/22H	
F64B/20	F64B/40	F64B/24H	
F64B/22	F64B/45	F64B/25H	
F64B/24	F64B/50	F64B/26H	
F64B/25		F64B/28H	

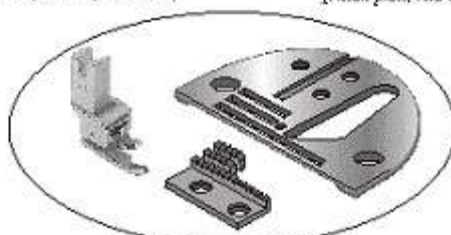


## F62 GRUPPO BORDATORE SU PLACCA A 3 RISVOLTI



### GRUPPI COMPLETI SEPARATI COMPLETE SETS - SEPARATED

(Placca, Griffa, Piedino) (Needle plate, Feed dog, Foot)



*Per macchine (for machines):*

#### PIANE (non rasafilo)

#### ● SEAGTH STITCH (per Hotod rivover)

- TIPO STANDARD  
(standard type)

	PLACCA Needle Plate	GRIFFA Feed Dog	PIEDINO Foot
	cod. 12442	cod. 20002	a misura

#### ● LINEARE E ZIG-ZAG SEAGTH STITCH AND ZIG-ZAG

- BERNINA 217	(zig-zag)	cod. 15490	cod. 15492	cod. N60222
- BROTHER 856	(zig-zag)	cod. 15520	cod. 15521	cod. 15522
- DURKOPP 211	(rasafilo)	cod. 15500	cod. 15501	a misura
- DURKOPP 265	(zig-zag)	cod. 15510	cod. 15511	cod. N60222
- JUKI L22180, 2290	(zig-zag)	cod. 15520	cod. 15521	cod. 15522
- NECCHI 720, 750	(zig-zag)	cod. 15560	cod. 15561	cod. N60222
- NECCHI 885	(rasafilo)	cod. 15565	cod. 15566	a misura
- PFAFF 138, 238	(zig-zag)	cod. 15600	cod. 15601	.....
- PFAFF 438	(zig-zag)	cod. 15610	cod. 15611	cod. N60222
- PFAFF 463	(rasafilo)	cod. 15620	cod. 15621	a misura
- PFAFF 483		cod. 15630	cod. 15631	a misura
- PFAFF 487		cod. 15632	cod. 15633	cod. 15634
- REEFREY 930	(zig-zag)	cod. 15490	cod. 15492	cod. N60222
- SINGER 457	(zig-zag)	cod. 15520	cod. 15521	cod. 15522

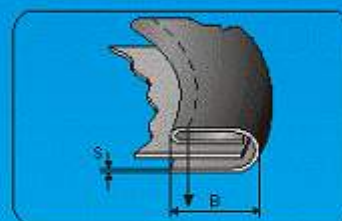
#### A RICHIESTA

possiamo fornire gruppi opt. (placca griffa e piedino) anche macchine diverse:  
(BROTHER 8737, 8755, DURKOPP 271, PFAFF 487, RIMOLDI 148, ecc.)

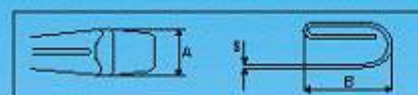
#### UPON REQUEST

We can supply opt. sets (needle plate, feed dog, foot) also for different machines:  
(BROTHER 8737, 8755, DURKOPP 271, PFAFF 487, RIMOLDI 148, etc.)

#### RIGHT ANGLE SEMI-FOLD UPPER BINDER SET



Codice	Entrata (A) (tape size) (mm) (inch)	Lav. finito (B) (finished size) (mm) (inch)	Spessore (S) (thickness) (mm) (inch)
F62/12	12 31/64	3 1/8	1,3 1/16
F62/14	14 9/16	4 5/32	1,3 1/16
F62/16	16 5/8	5 3/16	1,3 1/16
F62/19	19 3/4	5,5 7/32	1,3 1/16
F62/20	20 25/32	6 1/4	1,5 1/16
F62/22	22 7/8	7 9/32	1,5 1/16
F62/25	25 1	8 5/16	1,5 1/16
F62/28	28 1-1/8	9 23/64	1,5 1/16
F62/30	30 1-3/16	10 3/8	1,5 1/16
F62/32	32 1-1/4	11 7/16	1,5 1/16
F62/35	35 1-3/8	12 15/32	1,5 1/16
F62/38	38 1-1/2	14 9/16	1,5 1/16
F62/40	40 1-9/16	15 19/32	1,5 1/16



## F62B


BECCUCCIO BORDATORE  
SEPARATO  
RIGHT ANGLE SEMI-FOLD  
UPPER BINDER



Codice	Entrata (A) (tape size) (mm) (inch)	Lav. finito (B) (finished size) (mm) (inch)	Spessore (S) (thickness) (mm) (inch)
F62B/12	12 31/64	3 1/8	1,3 1/16
F62B/14	14 9/16	4 5/32	1,3 1/16
F62B/16	16 5/8	5 3/16	1,3 1/16
F62B/19	19 3/4	5,5 7/32	1,3 1/16
F62B/20	20 25/32	6 1/4	1,5 1/16
F62B/22	22 7/8	7 9/32	1,5 1/16
F62B/25	25 1	8 5/16	1,5 1/16
F62B/28	28 1-1/8	9 23/64	1,5 1/16
F62B/30	30 1-3/16	10 3/8	1,5 1/16
F62B/32	32 1-1/4	11 7/16	1,5 1/16
F62B/35	35 1-3/8	12 15/32	1,5 1/16
F62B/38	38 1-1/2	14 9/16	1,5 1/16
F62B/40	40 1-9/16	15 19/32	1,5 1/16



## F60 GRUPPO BORDATORE SU PLACCA DOPPIA PIEGA

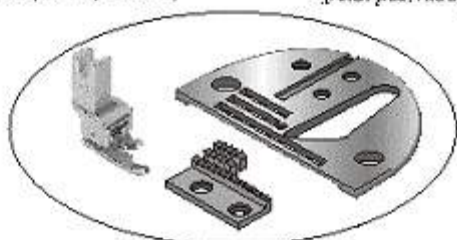


### GRUPPI COMPLETI SEPARATI

(Placca, Griffa, Piedino)

### COMPLETE SETS - SEPARATED

(Needle plate, Feed dog, Foot)



### Per macchine (for machines):

#### PIANE (non rasafilo)

#### STRAIGHT STITCH (not thread trimmer)

- TIPO STANDARD  
(STANDARD TYPE)

	PLACCA Needle Plate	GRIFFA Feed Dog	PIEDINO Foot
- TIPO STANDARD (STANDARD TYPE)	cod. 12442	cod. 20002	a misura
<b>LINEARI E ZIG-ZAG</b> <b>STRAIGHT STITCH AND ZIG-ZAG</b>			
- BERNINA 217 (zig-zag)	cod. 15490	cod. 15492	cod. N60222
- BROTHER 856 (zig-zag)	cod. 15520	cod. 15521	cod. 15522
- DÜRKOPP 211 (rasafilo)	cod. 15500	cod. 15501	a misura
- DÜRKOPP 265 (zig-zag)	cod. 15510	cod. 15511	cod. N60222
- JUKI L22280, 2290 (zig-zag)	cod. 15520	cod. 15521	cod. 15522
- NECCHI 720, 750 (zig-zag)	cod. 15560	cod. 15561	cod. N60222
- NECCHI 885 (rasafilo)	cod. 15565	cod. 15566	a misura
- PFAFF 138, 238 (zig-zag)	cod. 15600	cod. 15601	.....
- PFAFF 438 (zig-zag)	cod. 15610	cod. 15611	cod. N60222
- PFAFF 483 (rasafilo)	cod. 15620	cod. 15621	a misura
- PFAFF 483	cod. 15630	cod. 15631	a misura
- PFAFF 487	cod. 15632	cod. 15633	cod. 15634
- REFREY 930 (zig-zag)	cod. 15490	cod. 15492	cod. N60222
- SINGER 457 (zig-zag)	cod. 15520	cod. 15521	cod. 15522

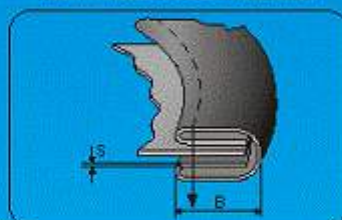
#### A RICHIESTA

possiamo fornire gruppi cpl. (placca griffa e piedino) anche macchine diverse:  
(BROTHER 8731, 8735, DÜRKOPP 271, PFAFF 487, RIMOLDI 140, ecc.)

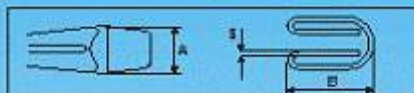
#### UPON REQUEST

We can supply cpl. sets (needle plate, feed dog, foot) also for different machines:  
(BROTHER 8731, 8735, DÜRKOPP 271, PFAFF 487, RIMOLDI 140, etc.)

### RIGHT ANGLE DOUBLE BINDER SET



Codice	(A)	(B)	(S)	Codice	(A)	(B)	(S)
F60/14	14	3	M	F60/65	65	22,5	M
F60/16	16	4	M	F60/70	70	25	M
F60/18	18	4,5	M	F60/80	80	35	M
F60/19	19	4,7	M	F60/25H	25	7	H
F60/20	20	5	M	F60/28H	28	7,5	H
F60/22	22	6	M	F60/30H	30	8,5	H
F60/25	25	7	M	F60/32H	32	9,5	H
F60/28	28	8	M	F60/35H	35	10,5	H
F60/30	30	9	M	F60/38H	38	11	H
F60/32	32	10	M	F60/40H	40	11	H
F60/34	34	10	M	F60/42H	42	12	H
F60/35	35	11	M	F60/45H	45	13	H
F60/36	36	11	M	F60/48H	48	14	H
F60/38	38	11,5	M	F60/50H	50	15	H
F60/40	40	12	M	F60/35XH	35	10,5	XH
F60/42	42	13	M	F60/38XH	38	11	XH
F60/45	45	14	M	F60/40XH	40	11	XH
F60/48	48	15	M	F60/42XH	42	12	XH
F60/50	50	16	M	F60/45XH	45	13	XH
F60/55	55	17,5	M	F60/48XH	48	14	XH
F60/60	60	20	M	F60/50XH	50	15	XH



## F60B

### BECCUCCIO BORDATORE SEPARATO

### RIGHT ANGLE DOUBLE BINDER

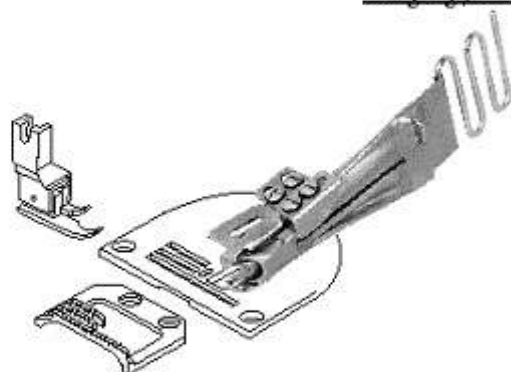


Codice	Codice	Codice	Codice
F60B/14	F60B/36	F60B/25H	F60B/35XH
F60B/16	F60B/38	F60B/28H	F60B/38XH
F60B/18	F60B/40	F60B/30H	F60B/40XH
F60B/19	F60B/42	F60B/32H	F60B/42XH
F60B/20	F60B/45	F60B/35H	F60B/45XH
F60B/22	F60B/48	F60B/38H	F60B/48XH
F60B/25	F60B/50	F60B/40H	F60B/50XH
F60B/28	F60B/55	F60B/42H	
F60B/30	F60B/60	F60B/45H	
F60B/32	F60B/65	F60B/48H	
F60B/34	F60B/70	F60B/50H	
F60B/35	F60B/90		



## F185B BORDATORE SU PLACCA - DOPPIA PIEGA CON INSERIMENTO DI ELASTICO

Per macchine piane zig-zag  
For zig-zag flat bed machines

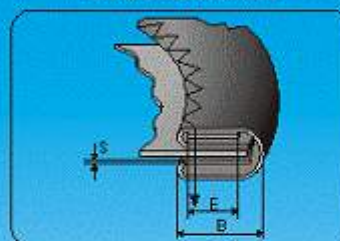


### GRUPPI COMPLETI - SEPARATI COMPLETE SETS - SEPARATED

(Placca, Griffa, Piedino) (Needle plate, Feed dog Foot)

		PLACCA Needle Plate	GRIFFA Feed Dog	PIEDINO Foot
- BERNINA 217	(zig-zag)	cod. 15490	cod. 15492	cod. N60222
- BROTHER 854	(zig-zag)	cod. 15520	cod. 15521	cod. 15522
- DÜRKOPP 265	(zig-zag)	cod. 15510	cod. 15511	cod. N60222
- JUKI L22280, 2290	(zig-zag)	cod. 15520	cod. 15521	cod. 15522
- NECCHI 720, 750	(zig-zag)	cod. 15560	cod. 15561	cod. N60222
- PFAFF 138, 238	(zig-zag)	cod. 15600	cod. 15601	.....
- PFAFF 438	(zig-zag)	cod. 15610	cod. 15611	cod. N60222
- REFREY 930	(zig-zag)	cod. 15490	cod. 15492	cod. N60222
- SINGER 457	(zig-zag)	cod. 15520	cod. 15521	cod. 15522

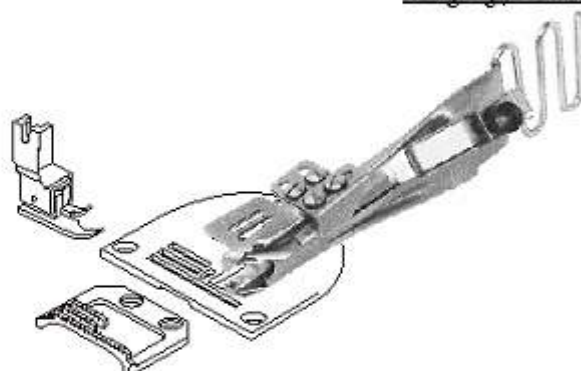
RIGHT ANGLE DOUBLE BINDER  
FOR ELASTIC INSERTION



Codice (SOLO BECCUCCIO)	Entrata (A) (tape size) (mm) (inch)	Lav. finito (B) (finished tape) (mm) (inch)	Elastico (E) (elastic size) (mm) (inch)
F185B/20M	20 25/32	5 3/16	4 5/32
F185B/22M	22 7/8	6 1/4	5 3/16
F185B/25M	25 1	7 9/32	6 1/4
F185B/28M	28 1-1/8	8 5/16	7 9/32
F185B/30M	30 1-3/16	9 11/32	8 5/16
F185B/32M	32 1-1/4	10 3/8	9 11/32
F185B/35M	35 1-3/8	11 7/16	10 3/8
F185B/38M	38 1-1/2	12 1/2	10 3/8
F185B/40M	40 1-9/16	13 33/64	12 1/2
F185B/42M	42 1-21/32	14 9/16	12 1/2
F185B/45M	45 1-3/4	15 19/32	14 9/16

## F186B BORDATORE SU PLACCA DOPPIA PIEGA CON INSERIMENTO DI ELASTICO E FRENAGGIO

Per macchine piane zig-zag  
For zig-zag flat bed machines

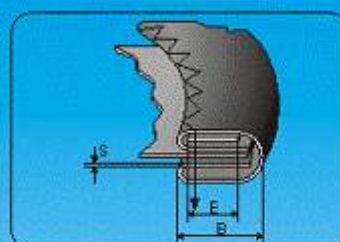


### GRUPPI COMPLETI - SEPARATI COMPLETE SETS - SEPARATED

(Placca, Griffa, Piedino) (Needle plate, Feed dog Foot)

		PLACCA Needle Plate	GRIFFA Feed Dog	PIEDINO Foot
- BERNINA 217	(zig-zag)	cod. 15490	cod. 15492	cod. N60222
- BROTHER 854	(zig-zag)	cod. 15520	cod. 15521	cod. 15522
- DÜRKOPP 265	(zig-zag)	cod. 15510	cod. 15511	cod. N60222
- JUKI L22280, 2290	(zig-zag)	cod. 15520	cod. 15521	cod. 15522
- NECCHI 720, 750	(zig-zag)	cod. 15560	cod. 15561	cod. N60222
- PFAFF 138, 238	(zig-zag)	cod. 15600	cod. 15601	.....
- PFAFF 438	(zig-zag)	cod. 15610	cod. 15611	cod. N60222
- REFREY 930	(zig-zag)	cod. 15490	cod. 15492	cod. N60222
- SINGER 457	(zig-zag)	cod. 15520	cod. 15521	cod. 15522

RIGHT ANGLE DOUBLE BINDER  
FOR ELASTIC INSERTION

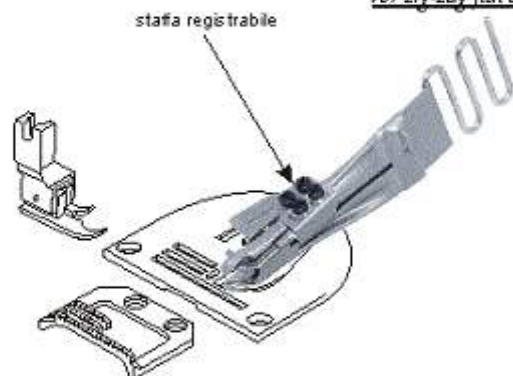


Codice (SOLO BECCUCCIO)	Entrata (A) (tape size) (mm) (inch)	Lav. finito (B) (finished tape) (mm) (inch)	Elastico (E) (elastic size) (mm) (inch)
F185B/20M	20 25/32	5 3/16	4 5/32
F185B/22M	22 7/8	6 1/4	5 3/16
F185B/25M	25 1	7 9/32	6 1/4
F185B/28M	28 1-1/8	8 5/16	7 9/32
F185B/30M	30 1-3/16	9 11/32	8 5/16
F185B/32M	32 1-1/4	10 3/8	9 11/32
F185B/35M	35 1-3/8	11 7/16	10 3/8
F185B/38M	38 1-1/2	12 1/2	10 3/8
F185B/40M	40 1-9/16	13 33/64	12 1/2
F185B/42M	42 1-21/32	14 9/16	12 1/2
F185B/45M	45 1-3/4	15 19/32	14 9/16

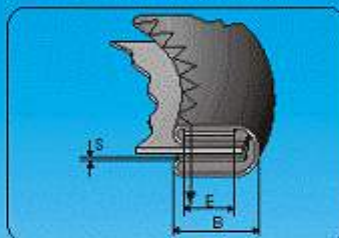


## F495B BORDATORE SU PLACCA - DOPPIA PIEGA CON INSERIMENTO DI ELASTICO

Per macchine piane zig-zag  
For zig-zag flat bed machines



RIGHT ANGLE DOUBLE BINDER  
FOR ELASTIC INSERTION



### GRUPPI COMPLETI - SEPARATI COMPLETE SETS - SEPARATED

(Placca, Griffa, Piedino) (Needle plate, Feed dog, Foot)

		PLACCA Needle plate	GRIFFA Feed dog	PIEDINO Foot
- BERNINA 217	(zig-zag)	cod. 15490	cod. 15492	cod. N60222
- BROTHER 856	(zig-zag)	cod. 15520	cod. 15521	cod. 15522
- DÜRKOPP 265	(zig-zag)	cod. 15510	cod. 15511	cod. N60222
- JUKI L2280, 2290	(zig-zag)	cod. 15520	cod. 15521	cod. 15522
- NECCHI 720, 750	(zig-zag)	cod. 15560	cod. 15561	cod. N60222
- PFAFF 138, 238	(zig-zag)	cod. 15600	cod. 15601	.....
- PFAFF 438	(zig-zag)	cod. 15610	cod. 15611	cod. N60222
- REFREY 930	(zig-zag)	cod. 15490	cod. 15492	cod. N60222
- SINGER 457	(zig-zag)	cod. 15520	cod. 15521	cod. 15522

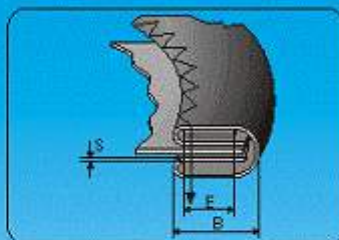
Codice (SOLO BECCUCCIO)	Entrata (A) (tape size) (mm) (inch)	Lav. fritto (B) (dotted size) (mm) (inch)	Elastico (E) (elastic size) (mm) (inch)
F495B/20M	20 25/32	5 3/16	4 5/32
F495B/22M	22 7/8	6 1/4	5 3/16
F495B/25M	25 1	7 9/32	6 1/4
F495B/28M	28 1-1/8	8 5/16	7 9/32
F495B/30M	30 1-3/16	9 11/32	8 5/16
F495B/32M	32 1-1/4	10 3/8	9 11/32
F495B/35M	35 1-3/8	11 7/16	10 3/8
F495B/38M	38 1-1/2	12 1/2	10 3/8
F495B/40M	40 1-9/16	13 33/64	12 1/2
F495B/42M	42 1-21/32	14 9/16	12 1/2
F495B/45M	45 1-3/4	15 19/32	14 9/16

## F487B BORDATORE SU PLACCA - DOPPIA PIEGA CON INSERIMENTO DI ELASTICO

Per macchine piane zig-zag  
For zig-zag flat bed machines



RIGHT ANGLE DOUBLE BINDER  
FOR ELASTIC INSERTION



### GRUPPI COMPLETI - SEPARATI COMPLETE SETS - SEPARATED

(Placca, Griffa, Piedino) (Needle plate, Feed dog, Foot)

		PLACCA Needle plate	GRIFFA Feed dog	PIEDINO Foot
- BERNINA 217	(zig-zag)	cod. 15490	cod. 15492	cod. N60222
- BROTHER 856	(zig-zag)	cod. 15520	cod. 15521	cod. 15522
- DÜRKOPP 265	(zig-zag)	cod. 15510	cod. 15511	cod. N60222
- JUKI L2280, 2290	(zig-zag)	cod. 15520	cod. 15521	cod. 15522
- NECCHI 720, 750	(zig-zag)	cod. 15560	cod. 15561	cod. N60222
- PFAFF 138, 238	(zig-zag)	cod. 15600	cod. 15601	.....
- PFAFF 438	(zig-zag)	cod. 15610	cod. 15611	cod. N60222
- REFREY 930	(zig-zag)	cod. 15490	cod. 15492	cod. N60222
- SINGER 457	(zig-zag)	cod. 15520	cod. 15521	cod. 15522

Codice (SOLO BECCUCCIO)	Entrata (A) (tape size) (mm) (inch)	Lav. fritto (B) (dotted size) (mm) (inch)	Elastico (E) (elastic size) (mm) (inch)
F487B/20M	20 25/32	5 3/16	4 5/32
F487B/22M	22 7/8	6 1/4	5 3/16
F487B/25M	25 1	7 9/32	6 1/4
F487B/28M	28 1-1/8	8 5/16	7 9/32
F487B/30M	30 1-3/16	9 11/32	8 5/16
F487B/32M	32 1-1/4	10 3/8	9 11/32
F487B/35M	35 1-3/8	11 7/16	10 3/8
F487B/38M	38 1-1/2	12 1/2	10 3/8
F487B/40M	40 1-9/16	13 33/64	12 1/2
F487B/42M	42 1-21/32	14 9/16	12 1/2
F487B/45M	45 1-3/4	15 19/32	14 9/16





**MF<sup>®</sup>**

# Bordatori (Binders)

**40**

## F34000 BORDATORE AD ANGOLO PIEGA SEMPLICE (115°)

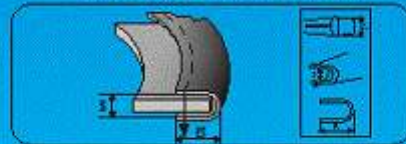
*Per macchine triplice trasporto  
For walking foot machines*



F34000A - staffa  
- binder




*RIGHT ANGLE SINGLE BINDER (115°)*



Codice	(A)	(S)	(B)	Codice	(A)	(S)	(B)
F34000/12x4	12	4	4	F34000/28x4	28	4	12
F34000/14x4	14	4	5	F34000/28x5	28	5	11,5
F34000/14x5	14	5	4,5	F34000/28x6	28	6	11
F34000/15x5	15	5	5	F34000/28x7	28	7	10,5
F34000/16x4	16	4	6	F34000/28x8	28	8	10
F34000/16x5	16	5	5,5	F34000/30x4	30	4	13
F34000/16x6	16	6	5	F34000/30x5	30	5	12,5
F34000/18x4	18	4	7	F34000/30x6	30	6	12
F34000/18x5	18	5	6,5	F34000/32x4	32	4	14
F34000/18x6	18	6	6	F34000/32x5	32	5	13,5
F34000/20x4	20	4	8	F34000/32x6	32	6	13
F34000/20x5	20	5	7,5	F34000/35x4	35	4	15,5
F34000/20x6	20	6	7	F34000/35x5	35	5	15
F34000/20x7	20	7	6,5	F34000/35x6	35	6	14,5
F34000/22x4	22	4	9	F34000/40x4	40	4	1
F34000/22x5	22	5	8,5	F34000/40x5	40	5	17,5
F34000/22x6	22	6	8	F34000/40x6	40	6	17
F34000/22x7	22	7	7,5	F34000/45x4	45	4	20,5
F34000/24x6	24	6	9	F34000/45x6	45	6	18,5
F34000/25x4	25	4	10,5	F34000/50x4	50	4	23
F34000/25x5	25	5	10	F34000/50x6	50	6	21
F34000/25x6	25	6	9,5	F34000/60x4	60	4	28
F34000/25x8	25	8	8,5	F34000/60x6	60	6	27

## F34001 BORDATORE AD ANGOLO A 3 RISVOLTI (115°)

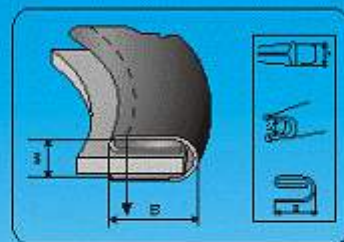
*Per macchine triplice trasporto  
For walking foot machines*



F34000A - staffa  
- binder



*RIGHT ANGLE SEMI-ROLD BINDER (115°)*



Codice	(A)	(S)	(B)	Codice	(A)	(S)	(B)
F34001/14x4	14	4	3	F34001/28x5	28	5	10
F34001/16x4	16	4	4	F34001/28x6	28	6	10
F34001/19x5	19	5	4,5	F34001/28x7	28	7	10
F34001/20x4	20	4	7	F34001/30x4	30	4	11
F34001/20x5	20	5	7	F34001/30x5	30	5	11
F34001/20x6	20	6	7	F34001/30x6	30	6	11
F34001/22x4	22	4	8	F34001/30x8	30	8	11
F34001/22x5	22	5	8	F34001/35x5	35	5	13
F34001/22x6	22	6	8	F34001/35x6	35	6	13
F34001/24x6	24	6	8	F34001/35x8	35	8	13
F34001/25x4	25	4	9				
F34001/25x5	25	5	9				
F34001/25x6	25	6	9				
F34001/27x5	27	5	9,5				
F34001/28x4	28	4	10				




## F34002 BORDATORE AD ANGOLO DOPPIA PIEGA (115°)

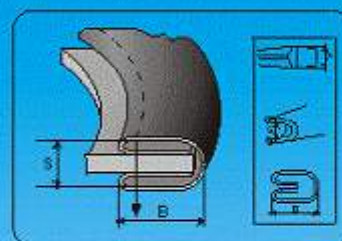
*Per macchine triplice trasporto*  
*For walking foot machines*



F34000A - staffa  
- braker



*RIGHT ANGLE DOUBLE BINDER (115°)*



Codice	(A)	(S)	(B)	Codice	(A)	(S)	(B)
F34002/20x4	20	4	5	F34002/32x6	32	6	10
F34002/20x5	20	5	4	F34002/35x5	35	5	11
F34002/22x4	22	4	6	F34002/35x6	35	6	10,5
F34002/22x5	22	5	5,5	F34002/35x7	35	7	10,5
F34002/22x6	22	6	5,5	F34002/40x5	40	5	12
F34002/25x4	25	4	7	F34002/40x7	40	7	11,5
F34002/25x5	25	5	6,5	F34002/40x8	40	8	11,5
F34002/25x6	25	6	6,5	F34002/45x5	40	8	12,5
F34002/28x4	28	4	8	F34002/45x6	40	8	12,5
F34002/28x5	28	5	7,5	F34002/45x7	40	8	12,5
F34002/28x6	28	6	7,5	F34002/45x8	40	8	12,5
F34002/30x4	30	4	9				
F34002/30x5	30	5	8,5				
F34002/30x6	30	6	8,5				
F34002/30x7	30	7	8				

**MF<sup>®</sup>**


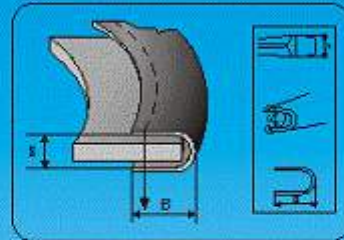
# Bordatori (Binders)

**42**

## F29000 BORDATORE AD ANGOLO A PIEGA SEMPLICE (95°)

*Per macchine triplice trasporto  
For walking foot machines*

اسطیج


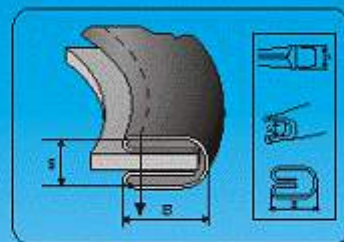
*RIGHT ANGLE SINGLE FOLDER (95°)*

Codice	Entrata (A) (tape size) (in) (in)	Lav. finito (B) (finished size) (in) (in)	Spessore (S) (thickness) (in) (in)
F29000/12x6x3	12 31/64	6 1/4	3 1/8
F29000/14x7x4	14 9/16	7 9/32	4 5/32
F29000/16x8x4	16 5/8	8 5/16	4 5/32
F29000/18x9x4	18 23/32	9 23/64	4 5/32
F29000/19x9x6	19 3/4	9 23/64	6 1/4
F29000/20x10x4	20 25/32	10 25/64	4 5/32
F29000/20x10x6	20 25/32	10 25/64	6 1/4
F29000/22x11x4	22 7/8	11 7/16	4 5/32
F29000/22x11x6	22 7/8	11 7/16	6 1/4
F29000/24x12x4	24 15/16	12 15/32	4 5/32
F29000/24x12x6	24 15/16	12 15/32	6 1/4
F29000/26x13x4	26 1-1/32	13 33/64	4 5/32
F29000/26x13x6	26 1-1/32	13 33/64	6 1/4
F29000/28x14x6	28 1-1/8	14 9/16	6 1/4
F29000/30x15x6	30 1-3/16	15 19/32	6 1/4
F29000/35x17x6	35 1-3/8	17 21/32	6 1/4
F29000/40x20x6	40 1-9/16	20 25/32	6 1/4

## F29002 BORDATORE AD ANGOLO DOPPIA PIEGA (95°)

*Per macchine triplice trasporto  
For walking foot machines*

اسطیج

*RIGHT ANGLE DOUBLE FOLDER (95°)*

Codice	Entrata (A) (tape size) (in) (in)	Lav. finito (B) (finished size) (in) (in)	Spessore (S) (thickness) (in) (in)
F29002/20x6x4	20 25/32	5 3/16	4 5/32
F29002/22x6x4	22 7/8	6 1/4	4 5/32
F29002/25x7x4	25 1	7 9/32	4 5/32
F29002/25x7x5	25 1	7 9/32	5 3/16
F29002/25x7x6	25 1	7 9/32	6 1/4
F29002/28x8x4	28 1-1/8	8 5/16	4 5/32
F29002/28x8x6	28 1-1/8	8 5/16	6 1/4
F29002/30x9x4	30 1-3/16	9 23/64	4 5/32
F29002/30x9x6	30 1-3/16	9 23/64	6 1/4
F29002/35x11x5	35 1-3/8	11 7/16	5 3/16
F29002/35x11x7	35 1-3/8	11 7/16	7 9/32
F29002/40x13x7	40 1-9/16	13 33/64	7 9/32



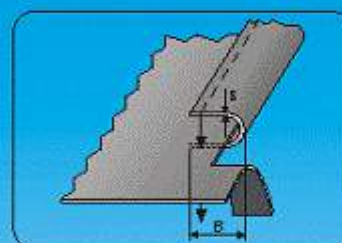
## F705 BORDATORE PIEGA SEMPLICE

Per ADLER 467-AE73,  
PFAFF 1425-731, con coltello rifilatore  
For ADLER 467-AE73, PFAFF 1425-731  
with thread trimmer



F704A - staffa  
- binder


### RIGHT ANGLE SINGLE BINDER



Codice	Entrata (A) (tape size) (mm)	Lav. finito (B) (finished size) (mm)	Spessore (S) (thickness) (mm)
L'APPARECCHIO VIENE FORNITO SU RICHIESTA			
Con l'ordinazione è necessario che ci siano inviati sia il campione della fettuccia che deve essere utilizzata, sia il campione del materiale che deve essere bordato.			
MANUFACTURED ON REQUEST			
With the order we need to receive both sample of tape to be used and sample of material to be binded.			

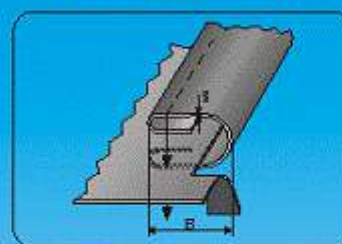
## F704 BORDATORE DOPPIA PIEGA

Per ADLER 467-AE73,  
PFAFF 1425-731, con coltello rifilatore  
For ADLER 467-AE73, PFAFF 1425-731  
with thread trimmer



F704A - staffa  
- binder

### RIGHT ANGLE DOUBLE BINDER



Codice	Entrata (A) (tape size) (mm)	Lav. finito (B) (finished size) (mm)	Spessore (S) (thickness) (mm)
F704/34	34 1-11/32	10 25/64	1,5 - 2 5/64
F704/38	38 1-1/2	12 15/32	1,5 - 2 5/64
F704/40	40 1-9/16	13 33/64	1,5 - 2 5/64
F704/42	42 1-21/32	14 9/16	1,5 - 2 5/64
F704/45	45 1-3/4	16 5/8	1,5 - 2 5/64
F704/48	48 1-29/32	17 21/32	1,5 - 2 5/64
F704/50	50 2	18 23/32	1,5 - 2 5/64
F704/55	55 2-3/16	21 53/64	1,5 - 2 5/64
F704/65	65 2-19/32	26 1-1/32	1,5 - 2 5/64






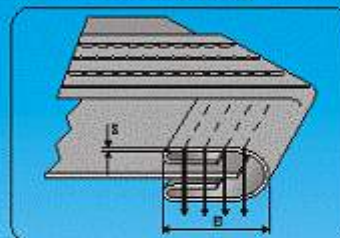
## F31001

BORDATORE AD ANGOLO PER  
CINTURE - DOPPIA PIEGA

*Per macchine a 4 aghi*  
*For 4 needle machines*



*DOUBLE ROW BINDER  
FOR WAIST BANDS*



L'APPARECCHIO VIENE  
FORNITO COMPLETO  
DI ATTACCO UNIVERSALE

THE APPARATUS IS SUPPLIED  
WITH UNIVERSAL BRACKET



F31001S

tipo "UNIVERSALE"  
"UNIVERSAL" type

ATTACCO A RICHIESTA  
UPON REQUEST BRACKET

tipo "RIMOLDI"  
"RIMOLDI" type




F31001R

Codice	Entrata (A) (tape size) (mm) (inch)	Lav. finito (B) (finished size) (mm) (inch)	Spessore (S) (thickness) (mm)
F31001/60	60 2-3/8	22 7/8	L-M
F31001/70	70 2-3/4	25 1	L-M
F31001/75	75 3	27 1-3/32	L-M
F31001/80	80 3-3/16	28 1-1/8	L-M-MH-H
F31001/85	85 3-3/8	30 1-3/16	L-M-MH-H
F31001/90	90 3-9/16	32 1-1/4	L-M-MH-H-XH
F31001/95	95 3-3/4	36 1-7/16	L-M-MH-H
F31001/100	100 4	39 1-9/16	L-M-MH-H
F31001/105	105 4-3/16	43 1-23/32	L-M-MH-H
F31001/110	110 4-25/64	45 1-3/4	L-M-MH-H
F31001/120	120 4-25/32	50 2	L-M-H-XH
F31001/130	130 5-3/16	55 2-3/16	M-H
F31001/140	140 5-9/16	60 2-3/8	M-H

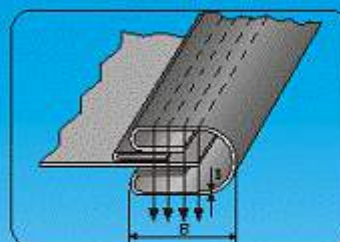
## F31002

BORDATORE DOPPIA PIEGA  
CON INSERIMENTO DI PROFILO

*Per macchine a 4 aghi*  
*For 4 needle machines*



*RIGHT ANGLE DOUBLE BINDER  
WITH PIPING*



L'APPARECCHIO VIENE  
FORNITO COMPLETO  
DI ATTACCO UNIVERSALE

THE APPARATUS IS SUPPLIED  
WITH UNIVERSAL BRACKET



F31002S

tipo "UNIVERSALE"  
"UNIVERSAL" type

ATTACCO A RICHIESTA  
UPON REQUEST BRACKET

tipo "RIMOLDI"  
"RIMOLDI" type



F31002R

Codice	Entrata (A) (tape size) (mm)	Lav. finito (B) (finished size) (mm)	Spessore (S) (thickness) (mm)
L'APPARECCHIO VIENE FORNITO SU RICHIESTA			
Con l'ordinazione è necessario che ci siano inviati sia il campione della fettuccia che deve essere utilizzata, sia il campione del materiale che deve essere bordato.			
MANUFACTURED ON REQUEST			
With the order we need to receive both sample of tape to be used and sample of material to be binded.			

L'APPARECCHIO VIENE FORNITO SU RICHIESTA


Con l'ordinazione è necessario che ci siano inviati sia il campione della fettuccia che deve essere utilizzata, sia il campione del materiale che deve essere bordato.

MANUFACTURED ON REQUEST

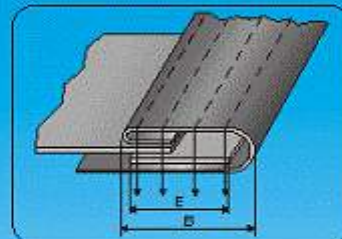
With the order we need to receive both sample of tape to be used and sample of material to be binded.

## F1295 BORDATORE A 3 RISVOLTI CON INSERIMENTO DI ELASTICO

*Per macchine a 4 aghi*  
*For 4 needle machines*



SEMI-FOLD BINDER WITH ELASTIC INSERTION



Codice	Entrata (A) (tape size) (mm) (inch)	Lav. finito (B) (finished size) (mm) (inch)	Elastico (E) (elastic size) (mm) (inch)
F1295/90E30	90 3-9/16	32 1-1/4	30 1-3/16
F1295/120E40	120 4-25/32	42 1-21/32	40 1-9/16

**UN NUOVO METODO PER LA PRODUZIONE DI COSTUMI DA BAGNO CON MUANDA INTERNA**

*Sul costume da bagno viene applicata una fascia e contemporaneamente l'elasticità. Si ottiene così, un capo che può avere la fascia di colore e di materiale diverso dal costume. Sul lembo interno si applica poi la muanda, in modo rapido, con la taglia a cuor.*

**A NEW PROCESSING TECHNIQUE IN THE MANUFACTURE OF BATHING COSTUMES WITH INSIDE UNDERPANT**

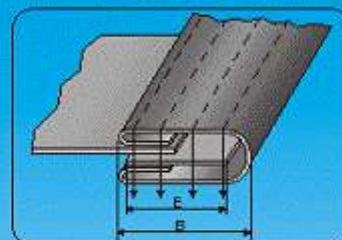
*On the bathing costume is applied one band and at the same time the elastic. So, we get articles which are different from the one of the bathing costume. Then on the inside edge is quickly applied the underpant by an outlock machine.*

## F1296 BORDATORE PER CINTURE A 4 RISVOLTI CON INSERIMENTO DI ELASTICO

*Per macchine a 4 aghi*  
*For 4 needle machines*



DOUBLE BINDER WITH ELASTIC INSERTION



Codice	Entrata (A) (tape size) (mm) (inch)	Lav. finito (B) (finished size) (mm) (inch)	Elastico (E) (elastic size) (mm) (inch)
F1296/90E30	90 3-9/16	32 1-1/4	30 1-3/16
F1296/120E40	120 4-25/32	42 1-21/32	40 1-9/16

**UN NUOVO METODO PER LA PRODUZIONE DI PANTALONCINI**

*Sul pantaloncino viene applicata una fascia e contemporaneamente l'elasticità. Si ottiene così, un capo che può avere la fascia di colore e di materiale diverso dal pantaloncino.*

**A NEW PROCESSING TECHNIQUE IN THE MANUFACTURE OF BATHING COSTUMES WITH INSIDE UNDERPANT**

*On the shorts is applied one band and at the same time the elastic. So, we get articles which are different from the one of the shorts.*



# Guide collareto

(Split tube folders)



# MF®

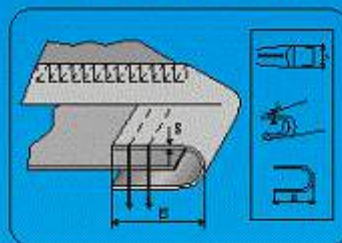
## F44 BORDATORE PER COLLARETTI PIEGA SEMPLICE



Per macchine ribattrici  
For cover stitch machines



SINGLE COLLARETTE BINDING FOLDER



Codice	(A)	(B)	(S)	Codice	(A)	(B)	(S)
F44103 e1	10	6	1	F4403 e19 e1,5	38	19	1,5
F44126 e1	12	6	1	F4403 e19 e2	38	19	2
F44147 e1	14	7	1	F4403 e19 e2,5	38	19	2,5
F44147 e1,5	14	7	1,5	F4400 e26 e2	40	20	2
F44157,5 e1	15	7,5	1	F4400 e26 e2,5	40	20	2,5
F44157,5 e1,5	15	7,5	1,5	F4405 e22,5 e2	45	22,5	2
F44162 e1	16	8	1	F4405 e22,5 e2,5	45	22,5	2,5
F44162 e1,5	16	8	1,5	F4403 e24 e2	48	24	2
F44162 e2	16	8	2	F4400 e25 e2	50	25	2
F44183 e1,5	18	9	1,5	F4405 e25,5 e2	51	25,5	2
F4420 e10 e1,5	20	10	1,5	F4405 e25,5 e2,5	51	25,5	2,5
F4422 e11 e1,5	22	11	1,5	F4406 e26 e2	51	25,5	3
F4424 e13 e1,5	24	13	1,5	F4400 e30 e2	60	30	2
F4426 e15 e2	26	13	2	F4400 e30 e2,5	60	30	2,5
F4428 e14 e1,5	28	14	1,5	F4470 e35 e2	70	35	2
F4428 e14 e2	28	14	2	F4470 e35 e2,5	70	35	2,5
F4430 e15 e1,5	30	15	1,5	F4400 e40 e2,5	80	40	2,5
F4430 e15 e2,5	30	15	2,5	F4400 e45 e2,5	90	45	2,5
F4432 e16 e1,5	32	16	1,5	F4470 e45 e2,5	100	50	2,5
F4432 e16 e2,5	32	16	2,5	F44116 e55 e2,5	110	55	2,5
F4435 e17,5 e2	35	17,5	2	F44712 e60 e2,5	120	60	2,5
F4435 e17,5 e3	35	17,5	3	F44713 e65 e2,5	130	65	2,5
F4436 e18 e2	36	18	2				

### F44B

con prolunga fissa  
with fixed extension



Mantiene in guida il materiale.  
**FORNIBILE A RICHIESTA**  
Keep material on high guide  
**AVAILABLE ON REQUEST**

### F344

con linguette regolabili  
with adjustable tongue



Consente di ottenere bordature  
perfette utilizzando materiali diversi.  
**FORNIBILE A RICHIESTA**  
Allows to get perfect binding  
works with different materials  
**AVAILABLE ON REQUEST**

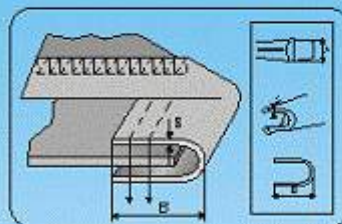
## F44H BORDATORE PER COLLARETTI PIEGA SEMPLICE - PASSAGGIO ALTO



Per macchine ribattrici  
For cover stitch machines



SINGLE COLLARETTE  
BINDING FOLDER - FOR THICK MATERIAL



Codice	Entrata (A) (tape size) (mm) (inch)	Lav. finito (B) (finished size) (mm) (inch)	Spessore (S) (thickness) (mm) (inch)
F44H18x9x3	18 23/32	9 23/64	3 1/8
F44H20x10x3	20 25/32	10 25/64	3 1/8
F44H26x13x3	26 1-1/32	13 33/64	3 1/8
F44H28x14x3	28 1-1/8	14 9/16	3 1/8
F44H30x15x4	30 1-3/16	15 19/32	4 5/32
F44H32x16x4	32 1-1/4	16 5/8	4 5/32
F44H35x17,5x4	35 1-3/8	17,5 11/16	4 5/32
F44H40x20x4	40 1-9/16	20 25/32	4 5/32
F44H50x25x4	50 2	25 1	4 5/32
F44H60x30x4	60 2-3/8	30 1-3/16	4 5/32
F44H70x35x4	70 2-3/4	35 1-3/8	4 5/32
F44H80x40x4	80 3-1/16	40 1-9/16	4 5/32
F44H80x45x4	80 3-9/16	45 1-3/4	4 5/32
F44H100x50x4	100 4	50 2	4 5/32





MF<sup>®</sup>

# Guide collaretti (Split tube folders)

48

## F43 BORDATORE PER COLLARETTI A 3 RISVOLTI BORDI PARI

Ucle onide  
[oxid steel]  
cod. F4410



Ucle del bordatore  
[oxid steel]  
cod. F4410B

bloccetto  
[steel]  
cod. F4410C

Per macchine ribattitrici  
For cover stitch machines



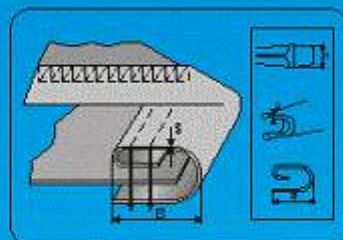
### F43B con prolunga fissa with fixed extension



Mantene in guida il materiale.  
**FORNIBILE A RICHIESTA**

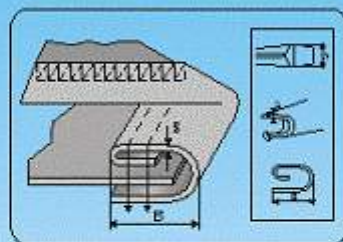
Keep material on right guide  
**AVAILABLE ON REQUEST.**

COLLARETTE BINDING FOLDER THREE FOLD



Codice	Entrata (A) (tape size) (in) (in)		Lav. finito (B) (finished size) (in) (in)		Spessore (S) (thickness) (in) (in)	
	(in)	(in)	(in)	(in)	(in)	(in)
F43/22x8x1,5	22	7/8	8	5/16	1,5	1/16
F43/25x9x2,5	25	1	9	5/16	2,5	3/32
F43/25x9x1,3	25	1	9	23/64	1,3	3/64
F43/27x10x1,5	27	1-1/16	10	3/8	1,5	1/16
F43/28x10x1,6	28	1-1/8	10	3/8	1,6	1/16
F43/33x12,5x1,7	33	1-19/64	12,5	1/2	1,7	1/16
F43/33x12,5x2,7	33	1-19/64	12,5	1/2	2,7	7/64
F43/35x14x1,7	35	1-3/8	14	9/16	1,7	1/16
F43/40x16x1,7	40	1-9/16	16	5/8	1,7	1/16
F43/40x16x2,7	40	1-9/16	16	5/8	2,7	7/64
F43/46x19x2	46	1-13/16	19	3/4	2	5/64
F43/46x19x3	46	1-13/16	19	3/4	3	1/8
F43/52x22x2	52	2-3/64	22	7/8	2	5/64
F43/52x22x3	52	2-3/64	22	7/8	3	1/8
F43/59x25x3,2	59	2-21/64	25	1	3,2	1/8
F43/59x25,5x2	59	2-21/64	25,5	1	2	5/64
F43/72x31x3	72	2-27/32	31	1-1/4	3	1/8
F43/72x32x2	72	2-27/32	32	1-1/4	2	5/64
F43/82x36x3	82	3-1/4	36	1-7/16	3	1/8
F43/82x37x2	82	3-1/4	37	1-31/64	2	5/64
F43/103x47x3	103	4-1/16	47	1-27/32	3	1/8
F43/123x57x3	123	4-27/32	57	2-1/4	3	1/8
F43/133x62x3	133	5-1/4	62	2-7/16	3	1/8

COLLARETTE BINDING FOLDER  
THREE FOLD - FOR THICK MATERIAL



Codice	Entrata (A) (tape size) (in) (in)		Lav. finito (B) (finished size) (in) (in)		Spessore (S) (thickness) (in) (in)	
	(in)	(in)	(in)	(in)	(in)	(in)
F43H/36x13x3	36	1-7/16	13	33/64	3	1/8
F43H/40x15x3	40	1-9/16	15	19/32	3	1/8
F43H/45x17x4	45	1-3/4	17	21/32	4	5/32
F43H/50x19x4	50	2	19	3/4	4	5/32
F43H/55x22x4	55	2-3/16	22	7/8	4	5/32
F43H/60x24x4	60	2-3/8	24	15/16	4	5/32
F43H/65x27x4	65	2-19/32	27	1-1/16	4	5/32
F43H/70x29x4	70	2-3/4	29	1-9/64	4	5/32

## F43H BORDATORE PER COLLARETTI A 3 RISVOLTI BORDI PARI - PASSAGGIO ALTO

Per macchine ribattitrici  
For cover stitch machines

SPINGITORE REGOLABILE  
ADJUSTABLE PUSHER





# Guide collareto

(Split tube folders)



MF®

## F42 BORDATORE PER COLLARETTA 3 RISVOLTI BORDI SFALSATI

Per macchine ribattitrici  
For cover stitch machines



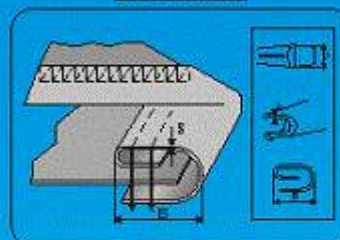
Unità centrale  
(central unit)  
cod. F44110

Utile del bordatore  
(folder blade)  
cod. F44103

Bloccetto  
(holder)  
cod. F44102



SINGLE COLLARETTE  
BINDING FOLDER



Codice	(A)	(B)	(S)	Codice	(A)	(B)	(S)
F4220x13x1	20	5	1	F4255x24x2	55	24	2
F4222x15x1,2	22	7,5	1,2	F4257x24x3	57	24	3
F4225x17,5	25	9	1,3	F4259x25,5x2	59	25,5	2
F4227x19x1,3	27	10	1,3	F4259x25,5x2	59	25,5	2
F4227x19x2	27	10	2	F4261x26x2	61	26	2
F4229x11,5x1,5	30	11,5	1,5	F4263x26x2	63	26	2
F4229x12,5x1,7	32	12,5	1,7	F4264x26x3	70	30	3
F4232x13,5x2,4	32	12,5	2,5	F4271x27x2	70	31	2
F4233x14x1,7	36	14	1,7	F4272x27x2	72	32	2
F4235x14x2,5	36	14	2,5	F4280x35x3	80	35	3
F4238x15,5x1,7	38	15,5	1,7	F4281x35x2	80	36	2
F4238x15,5x2,7	38	15	2,7	F4286x40x3	90	40	3
F4240x16,5x2	40	16,5	2	F4288x41x2	90	41	2
F4242x17,5x2	42	17,5	2	F42100x46x2	100	46	2
F4245x18x3	45	18	3	F42101x46x3	100	46	3
F4245x19x2	45	19	2	F42110x50x2	110	50	2
F4247x19x3	47	19	3	F42110x50x3	110	50	3
F4247x20x2	47	20	2	F42120x55x3	120	55	3
F4251x21x3	51	21	3	F42130x60x3	130	60	3
F4251x22x2	51	22	2				

### F42B

con prolunga fissa  
with fixed extension



Mantiene in guida il materiale.  
**FORNIBILE A RICHIESTA**  
Keep material on high guide  
**AVAILABLE ON REQUEST**

### F342

con linguette regolabili  
with adjustable tongue



Consente di ottenere bordature  
perfette utilizzando materiali diversi.  
**FORNIBILE A RICHIESTA**  
Allows to get perfect binding  
works with different materials  
**AVAILABLE ON REQUEST**

## F42H BORDATORE PER COLLARETTI A 3 RISVOLTI BORDI SFALSATI - PASSAGGIO ALTO

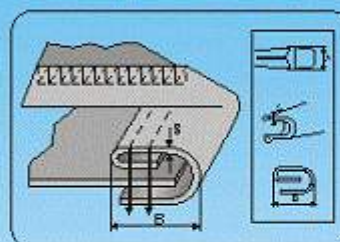
Per macchine ribattitrici  
For cover stitch machines



SPINOTORE REGOLABILE  
ADJUSTABLE ROLLER



SINGLE COLLARETTE  
BINDING FOLDER - FOR THICK MATERIAL



Codice	Entrata (A) (type size) (mm)	(A) (in)	Lav. finito (B) (finished size) (mm)	(B) (in)	Spessore (S) (thickness) (mm)	(S) (in)
F42H32x11x3	32	1-1/4	11	7/16	3	1/8
F42H36x13x3	36	1-7/16	13	33/64	3	1/8
F42H40x15x3	40	1-9/16	15	19/32	3	1/8
F42H45x17x4	45	1-3/4	17	21/32	4	5/32
F42H50x19x4	50	2	19	3/4	4	5/32
F42H55x22x4	55	2-3/16	22	7/8	4	5/32
F42H60x24x4	60	2-3/8	24	15/16	4	5/32
F42H65x27x4	65	2-19/32	27	1-1/16	4	5/32
F42H70x29x4	70	2-3/4	29	1-9/64	4	5/32





MF<sup>®</sup>

# Guide collareto (Split tube folders)

50

## F40 BORDATORE PER COLLARETTI DOPPIA PIEGA


Utile centrale  
(central stud)  
cod. F4010



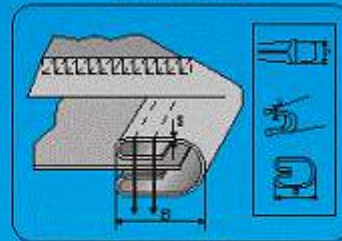
Utile del bordatore  
(bordering tool)  
cod. F40126

bloccello  
(lock)  
cod. F40103

Per macchine ribattitrici  
For cover stitch machines



DOUBLE COLLARETTE  
BINDING FOLDER



Codice	(A)	(B)	(S)	Codice	(A)	(B)	(S)
F40/10 4x 5,1	10	4,5	1	F40/50 10 42	50	10	2
F40/20 6x 1	20	6	1	F40/55 12 112	55	21	2
F40/22 6,5 5,1 1,2	22	6,5	1,2	F40/60 120 15	60	20	3
F40/22 6,5 5,2	22	6,5	2	F40/65 122 12	65	22	2
F40/25 6x 1,2	25	6	1,2	F40/65 124 15	65	24	3
F40/25 6x 2	25	6	2	F40/65 126 12	65	26	2
F40/25 6x 1,3	25	7	1,3	F40/70 128 12	70	28	2
F40/25 6x 2,5	25	7	2,5	F40/75 128 12	75	29	2
F40/25 6x 2,5	25	7	2,5	F40/75 131 1,5	75	31	1,5
F40/25 6x 1,5	30	9	1,5	F40/75 131 1,2	75	31	2
F40/25 6x 2	30	9	2	F40/80 130 15	80	30	3
F40/25 6x 2,5	30	9	2,5	F40/80 132 12	80	32	2
F40/25 6x 1,5	32	9	1,5	F40/80 134 15	85	34	3
F40/25 6x 2,5	32	9	2,5	F40/80 135 12	85	35	2
F40/25 6x 1,5	35	10	1,5	F40/80 137 12	90	37	2
F40/25 6x 2,5	35	10	2,5	F40/82 138 12	92	38	2
F40/25 6x 1,7	35	12	1,7	F40/85 140 12	95	40	2
F40/25 6x 2,5	35	12	2,5	F40/100 149 17	100	40	3
F40/40 6x 12 12	40	13	2	F40/100 142 12	100	42	2
F40/42 6x 14 12	42	14	2	F40/110 147 12	110	47	2
F40/44 6x 15 12	44	15	2	F40/120 151 12,5	120	50	2,5
F40/46 6x 16 12	46	16	2	F40/130 151 12,5	130	55	2,5
F40/48 6x 17 12	48	17	2				

### F40B

con prolunga fissa  
with fixed extension



Mantiene in guida il materiale.  
**FORNIBILE A RICHIESTA**  
Keep material on right guide  
**AVAILABLE ON REQUEST**

### F340

con linguette regolabili  
with adjustable tongue



Consente di ottenere bordature  
perfette utilizzando materiali diversi.  
**FORNIBILE A RICHIESTA**  
Allows to get perfect binding  
works with different materials  
**AVAILABLE ON REQUEST**

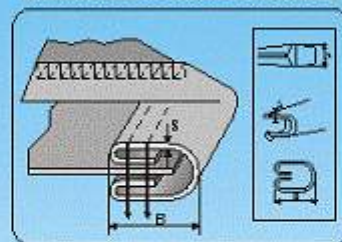
## F40H BORDATORE PER COLLARETTI DOPPIA PIEGA - PASSAGGIO ALTO

Per macchine ribattitrici  
For cover stitch machines

SPINGITORE REGOLABILE  
ADJUSTABLE PUSHER



DOUBLE COLLARETTE  
BINDING FOLDER - FOR THICK MATERIAL



Codice	Entrata (A) (type size) (mm) (inch)	Lav. finito (B) (ribbed size) (mm) (inch)	Spessore (S) (thickness) (mm) (inch)
F40H/32x8x3	32 1-1/4	8 5/16	3 1/8
F40H/35x10x3	35 1-3/8	10 25/64	3 1/8
F40H/38x11x3,5	38 1-1/2	11 7/16	3,5 9/64
F40H/40x13x3,5	40 1-9/16	13 33/64	3,5 9/64
F40H/45x14x3,5	45 1-3/4	14 9/16	3,5 9/64
F40H/50x16x3,5	50 2	16 5/8	3,5 9/64
F40H/55x18x4	55 2-3/16	18 23/32	4 5/32
F40H/60x20x4	60 2-3/8	20 25/32	4 5/32
F40H/70x25x4	70 2-3/4	25 1	4 5/32



# Guide collaretto

(Split tube folders)



MF®

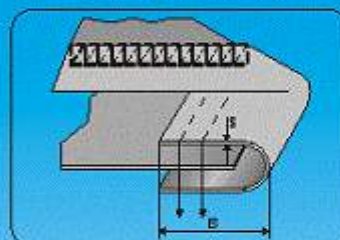
## F601 BORDATORE TIPO COLLARETTO PIEGA SEMPLICE

Per macchine piano  
For flat bed machines



F604A - staffa  
- binder


SINGLE COLLARETTE BINDING FOLDER  
FOR FLAT BED MACHINES



Codice	(A)	(B)	(S)	Codice	(A)	(B)	(S)
F601/15x7,5x1	15	7,5	1	F601/50x25x3	50	25	3
F601/20x10x1,5	20	10	1,5	F601/56x28x2	56	28	2
F601/25x12x1,5	25	12	1,5	F601/60x30x2	60	30	2
F601/28x14x1,5	28	14	1,5	F601/60x30x3	60	30	3
F601/30x15x1,5	30	15	1,5	F601/64x32x2	64	32	2
F601/32x16x1,5	32	16	1,5	F601/64x32x3	64	32	3
F601/35x17x2	35	17	2				
F601/38x19x2	38	19	2				
F601/38x19x3	38	19	3				
F601/40x20x2	40	20	2				
F601/40x20x3	40	20	3				
F601/45x22x2	45	22	2				
F601/45x22x3	45	22	3				
F601/48x24x2	48	24	2				
F601/50x25x2	50	25	2				

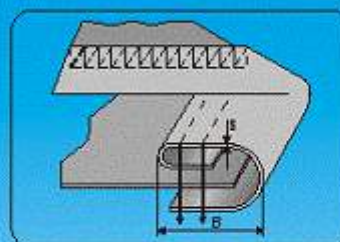
## F602 BORDATORE TIPO COLLARETTO A 3 RISVOLTI SFALSIATI

Per macchine piano  
For flat bed machines



F604A - staffa  
- binder

COLLARETTE BINDING FOLDER  
FOR FLAT BED MACHINES - THREE FOLD



Codice	(A)	(B)	(S)	Codice	(A)	(B)	(S)
F602/22x7,5x1,2	22	7,5	1,2	F602/51x22x2	51	22	2
F602/25x9x1,3	25	9	1,3	F602/51x21x3	51	21	3
F602/27x10x1,3	27	10	1,3	F602/55x24x2	55	24	2
F602/27x10x2	27	10	2	F602/57x25x2	57	25	2
F602/30x11,5x1,5	30	11,5	1,5	F602/57x24x3	57	24	3
F602/32x12,5x1,7	32	12,5	1,7				
F602/35x14x1,7	35	14	1,7				
F602/35x14x2,5	35	14	2,5				
F602/38x15,5x1,7	38	15,5	1,7				
F602/38x15x2,7	38	15	2,7				
F602/40x16,5x2	40	16,5	2				
F602/45x19x2	45	19	2				
F602/45x19x3	45	19	3				
F602/47x20x2	47	20	2				
F602/47x19x3	47	19	3				

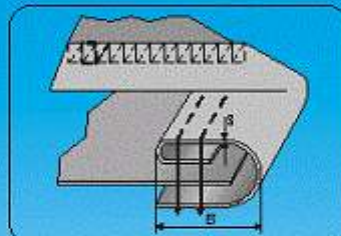
## F603 BORDATORE TIPO COLLARETTO A 3 RISVOLTI PARI

*Per macchine piane*  
*For flat bed machines*



F604A - sta filo  
- binder


COLLARETTE BINDING FOLDER  
FOR FLAT BED MACHINES - THREE FOLD



Codice	Entrata (A) (tape size)		Lav. finito (B) (finished size)		Spessore (S) (thickness)	
	(mm)	(inch)	(mm)	(inch)	(mm)	(inch)
F603/22x9x1,2	22	7/8	8	5/16	1,2	3/64
F603/25x9x1,3	25	1	9	23/64	1,3	3/64
F603/27x10x1,5	27	1-1/16	10	25/64	1,5	1/16
F603/33x12,5x1,7	33	1-19/64	12,5	1/2	1,7	1/16
F603/33x12,5x2,7	33	1-19/64	12,5	1/2	2,7	7/64
F603/40x16x1,7	40	1-9/16	16	5/8	1,7	1/16
F603/40x16x2,7	40	1-9/16	16	3/4	2,7	7/64
F603/46x19x2	46	1-13/16	19	3/4	2	5/64
F603/46x19x2	46	1-13/16	19	3/4	3	1/8
F603/52x22x2	52	2-3/8	22	7/8	2	5/64
F603/52x22x2	52	2-3/8	22	7/8	3	1/8
F603/59x25x2	59	2-21/64	25	1	2	5/64
F603/59x25x3	59	2-21/64	25	1	3	1/8

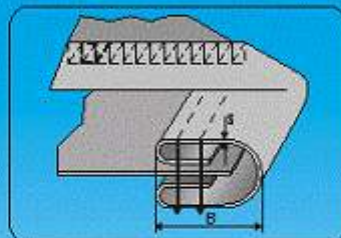
## F604 BORDATORE TIPO COLLARETTO DOPPIA PIEGA

*Per macchine piane*  
*For flat bed machines*



F604A - sta filo  
- binder

DOUBLE COLLARETTE BINDING FOLDER  
FOR FLAT BED MACHINES



Codice	Entrata (A) (tape size)		Lav. finito (B) (finished size)		Spessore (S) (thickness)	
	(mm)	(inch)	(mm)	(inch)	(mm)	(inch)
F604/22x5,5x1	22	7/8	5,5	7/32	1	3/64
F604/22x5,5x2	22	7/8	5,5	7/32	2	5/64
F604/25x6x2	25	1	6	1/4	2	5/64
F604/28x7x2	28	1-1/8	7	9/32	2	5/64
F604/32x8x1,5	32	1-1/4	8	5/16	1,5	1/16
F604/35x10x2	35	1-3/8	10	3/8	2	5/64
F604/38x12x2	38	1-1/2	12	31/64	2	5/64
F604/42x14x2	42	1-21/32	14	9/16	2	5/64
F604/46x16x2	46	1-13/16	16	5/8	2	5/64
F604/56x21x2,5	56	2-13/64	21	13/16	2,5	3/32
F604/65x25x2	65	2-19/32	25	1	2	5/64
F604/66x26x3,5	66	2-5/8	26	1-1/32	3,5	9/64



# Guide collareto

(Split tube folders)

MF<sup>®</sup>

## F265 BORDATORE PER COLLARETTI DOPPIA PIEGA CON INSERIMENTO ELASTICO NEL RISVOLTO SUPERIORE

*Per macchine ribattitrici*  
*For cover-stitch machines*

Site control  
(control unit)  
cod. F44110

Site del bordatore  
(bind unit)  
cod. F44100

Blocco lb  
(holder)  
cod. F44100



### F269

*con spingitore regolabile*  
*with adjustable pusher*

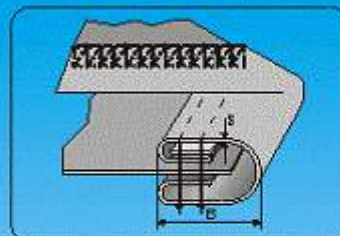


*Mantiene in guida il materiale.*

**FORNIBILE A RICHIESTA**

*Keep material on right guide*  
**AVAILABLE ON REQUEST**

DOUBLE COLLARETTE BINDING FOLDER WITH ELASTIC INSERTION IN THE UPPER EDGE



Codice	Entrata (A) (tape size) (in)	Lav. finito (B) (finished size) (in)	Spessore (S) (thickness) (in)
--------	------------------------------------	--	-------------------------------------

**I BORDATORI VENGONO FORNITI SU RICHIESTA**

Con l'ordinazione è necessario che ci siano inviati:  
- il campione della fettucchia che deve essere utilizzata,  
- il campione del materiale da inserire come rinforzo,  
- il campione del materiale che deve essere bordato.

**MANUFACTURED ON REQUEST**

*With the order we need to receive both sample of tape to be used,  
sample of reinforcement and sample of material to be binded.*

## F46 - 46B - 47 - 47B - 48 - 48B - 49

Utile centrale  
Center utility  
cod. F44110



Utile della cerniera  
Pivot utility  
cod. F44116



bloccetto  
Block  
cod. F44103



Per macchine ribattitrici  
For cover-stitch machines

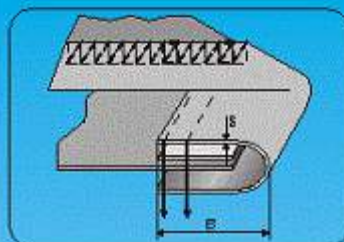
Codice	Entrata (A) (dps r20) (mm)	Lav. finito (B) (dotted r20) (mm)	Spessore (S) (thickness)
--------	----------------------------------	---	-----------------------------

**I BORDATORI VENGONO FORNITI SU RICHIESTA.**

Con l'ordinazione è necessario che ci siano inviati:  
- il campione della fettucola che deve essere utilizzata;  
- il campione del materiale da inserire come rinforzo;  
- il campione del materiale che deve essere bordato.

MANUFACTURED ON REQUEST

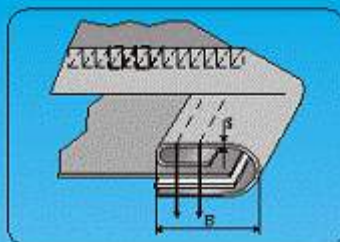
With the order, we need to receive both sample of tape to be used,  
sample of its firmness and sample of material to be bonded.



### F46

BORDATORE PER  
COLLA RETTI  
PIEGA SEMPLICE  
CON INSERIMENTO  
DI ELASTICO SOPRA

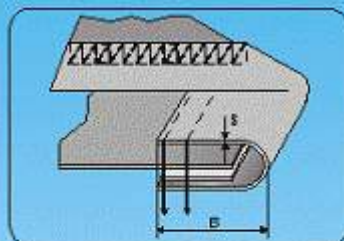
SINGLE COLLARETTE  
BINDING FOLDS WITH  
ELASTIC OVER MATERIAL



### F48

BORDATORE PER  
COLLA RETTIA 3  
RISVOLTI PA RI  
CON INSERIMENTO  
DI ELASTICO SOTTO

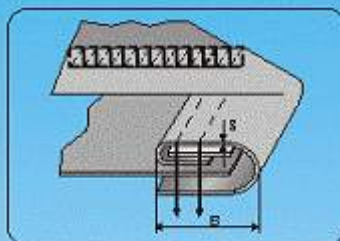
SEMI-FOLD COLLARETTE  
BINDING FOLDS WITH  
ELASTIC UNDER MATERIAL



### F46B

BORDATORE PER  
COLLA RETTI  
PIEGA SEMPLICE  
CON INSERIMENTO  
DI ELASTICO SOTTO

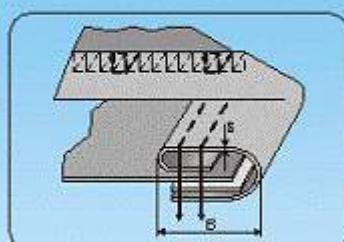
SINGLE COLLARETTE  
BINDING FOLDS WITH  
ELASTIC UNDER MATERIAL



### F48B

BORDATORE PER  
COLLA RETTIA 3  
RISVOLTI PA RI  
CON INSERIMENTO DI  
ELASTICO NEL RISVOLTO

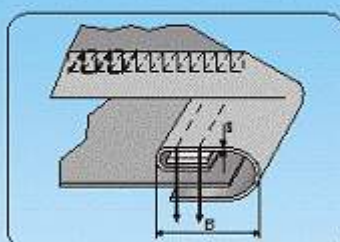
SEMI-FOLD COLLARETTE  
BINDING FOLDS WITH  
ELASTIC IN THE EDGE



### F47

BORDATORE PER  
COLLA RETTIA 3  
RISVOLTI SFALSA TI  
CON INSERIMENTO DI  
ELASTICO SOTTO

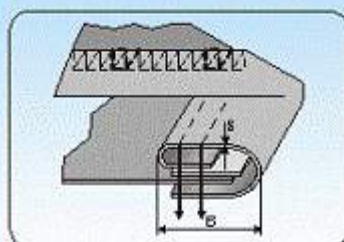
SEMI-FOLD STAGGER  
COLLA RETTE BINDING  
FOLDS WITH  
ELASTIC UNDER MATERIAL



### F49

BORDATORE PER  
COLLA RETTIA 3  
RISVOLTI S FALSA TI  
CON INSERIMENTO DI  
ELASTICO NEL RISVOLTO

SEMI-FOLD STAGGER  
COLLA RETTE BINDING  
FOLDS WITH  
ELASTIC IN THE EDGE



### F47B

BORDATORE PER  
COLLA RETTIA 3  
RISVOLTI SFALSA TI  
CON INSERIMENTO DI  
ELASTICO SOPRA

SEMI-FOLD STAGGER  
COLLA RETTE BINDING  
FOLDS WITH  
ELASTIC OVER MATERIAL



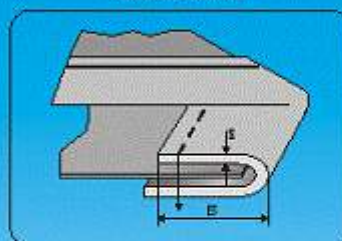
## F274

BORDATORE PER COLLARETTI FINTO  
RIMAGLIO PIEGA SEMPLICE

*Per "RIMOLDI" 264-16, "EXACTA" e similari  
For "RIMOLDI" 264-16, "EXACTA" and similar*



LINKING SPLIT TUBE  
FOLDER - SINGLE



Codice	(A)	(B)	(S)	Codice	(A)	(B)	(S)
F274/20	20	10	4	F274/95	95	47	6
F274/25	25	12	4	F274/100	100	50	6
F274/30	30	15	5	F274/105	105	52	6
F274/35	35	17	5	F274/110	110	55	6
F274/40	40	20	5	F274/120	120	60	6
F274/45	45	22	6	F274/130	130	65	6
F274/50	50	25	6	F274/140	140	70	6
F274/55	55	27	6	F274/150	150	75	6
F274/60	60	30	6	F274/160	160	80	6
F274/65	65	32	6	F274/170	170	85	6
F274/70	70	35	6	F274/180	180	90	6
F274/75	75	37	6				
F274/80	80	40	6				
F274/85	85	42	6				
F274/90	90	45	6				

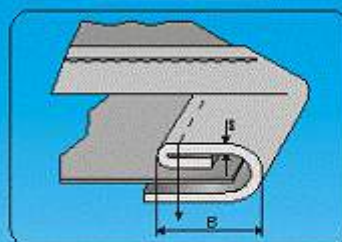
## F272

BORDATORE PER COLLARETTI FINTO  
RIMAGLIO A 3 RISVOLTI

*Per "RIMOLDI" 264-16, "EXACTA" e similari  
For "RIMOLDI" 264-16, "EXACTA" and similar*



LINKING SPLIT TUBE  
FOLDER - THREE FOLD



Codice	(A)	(B)	(S)	Codice	(A)	(B)	(S)
F272/30	30	10	3	F272/130	130	57	6
F272/36	36	12	4	F272/140	140	62	6
F272/40	40	13	4	F272/150	150	67	6
F272/45	45	15	4	F272/160	160	72	6
F272/50	50	18	5	F272/170	170	77	6
F272/55	55	20	5	F272/180	180	82	6
F272/60	60	22	5				
F272/65	65	25	5				
F272/70	70	28	5				
F272/75	75	30	5				
F272/80	80	32	5				
F272/85	85	35	5				
F272/100	100	42	5				
F272/110	110	47	5				
F272/120	120	52	6				

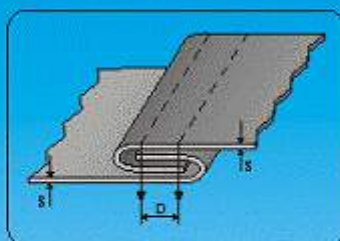
# F1135

RIBATTITORE

*Per macchine piane a 2 o 3 aghi*  
*For 2 or 3 needle flat bed machines*



LAP SEAM FOLDER



Codice	Dist. aghi (D) (gauge size) (mm) (inch)	Spessore (S) (thickness)
F1135/4,8L	4,8 3/16	L
F1135/4,8M	4,8 3/16	M
F1135/4,8MH	4,8 3/16	MH
F1135/4,8H	4,8 3/16	H
F1135/6,4L	6,4 1/4	L
F1135/6,4M	6,4 1/4	M
F1135/6,4MH	6,4 1/4	MH
F1135/6,4H	6,4 1/4	H
F1135/6,4XH	6,4 1/4	XH
F1135/8,0L	8,0 5/16	L
F1135/8,0M	8,0 5/16	M
F1135/8,0MH	8,0 5/16	MH
F1135/8,0H	8,0 5/16	H

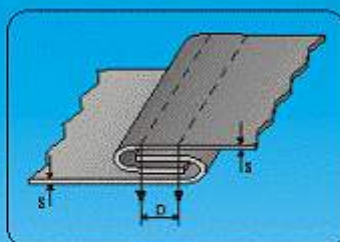
# F490361

RIBATTITORE

*Per "SINGER" 112W, 212W, ecc.*  
*For "SINGER" 112W, 212W, ecc.*



LAP SEAM FOLDER



Codice	Dist. aghi (D) (gauge size) (mm) (inch)	Spessore (S) (thickness)
F49036 1/4,8L	4,8 3/16	L
F49036 1/4,8M	4,8 3/16	M
F49036 1/4,8MH	4,8 3/16	MH
F49036 1/4,8H	4,8 3/16	H
F49036 1/6,4L	6,4 1/4	L
F49036 1/6,4M	6,4 1/4	M
F49036 1/6,4MH	6,4 1/4	MH
F49036 1/6,4H	6,4 1/4	H
F49036 1/6,4XH	6,4 1/4	XH
F49036 1/8,0L	8,0 5/16	L
F49036 1/8,0M	8,0 5/16	M
F49036 1/8,0MH	8,0 5/16	MH
F49036 1/8,0H	8,0 5/16	H
F49036 1/8,0XH	8,0 5/16	XH



## F121586

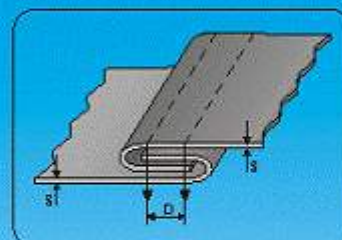
RIBATTITORE

Per "SINGER" 231, 261, ecc.  
For "SINGER" 231, 261, ecc.



F121586/S - slitta larga (large slot)  
F121586/V - vite (screw)

LAP SEAM FOLDER



Codice	Dist. aghi (D) gauge size (mm) (Ø ci)	Spessore (S) (thickness)	
F121586/4,8L	4,8 3/16	L	
F121586/4,8M	4,8 3/16	M	
F121586/4,8MH	4,8 3/16	MH	
F121586/4,8H	4,8 3/16	H	
F121586/6,4L	6,4 1/4	L	
F121586/6,4M	6,4 1/4	M	
F121586/6,4MH	6,4 1/4	MH	
F121586/6,4H	6,4 1/4	H	
F121586/6,4XH	6,4 1/4	XH	
F121586/8,0L	8,0 5/16	L	
F121586/8,0M	8,0 5/16	M	
F121586/8,0MH	8,0 5/16	MH	
F121586/8,0H	8,0 5/16	H	
F121586/8,0XH	8,0 5/16	XH	

## F121757

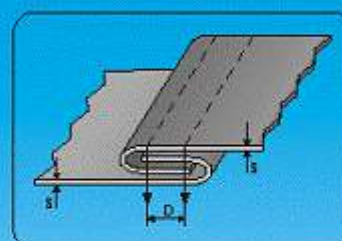
RIBATTITORE

Per "SINGER" 231-25, ecc.  
For "SINGER" 231-25, ecc.



F121757/S - slitta stretta (narrow slot)  
F121586/V - vite (screw)

LAP SEAM FOLDER



Codice	Dist. aghi (D) gauge size (mm) (Ø ci)	Spessore (S) (thickness)	
F121757/4,8L	4,8 3/16	L	
F121757/4,8M	4,8 3/16	M	
F121757/4,8MH	4,8 3/16	MH	
F121757/4,8H	4,8 3/16	H	
F121757/6,4L	6,4 1/4	L	
F121757/6,4M	6,4 1/4	M	
F121757/6,4MH	6,4 1/4	MH	
F121757/6,4H	6,4 1/4	H	
F121757/6,4XH	6,4 1/4	XH	
F121757/8,0L	8,0 5/16	L	
F121757/8,0M	8,0 5/16	M	
F121757/8,0MH	8,0 5/16	MH	
F121757/8,0H	8,0 5/16	H	













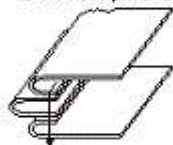







## F1050 GUIDA PER INSERIMENTO PROFILO

la loro finito (finished work)



Per macchine piane  
For flat bed machines

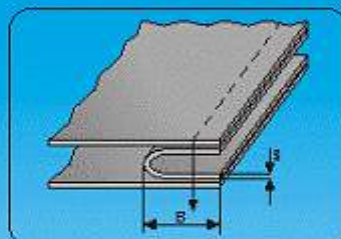


PIEDINO CONSIGLIATO  
SUGGESTED FOOT



G2360A - per tutte le misure  
(for all sizes)

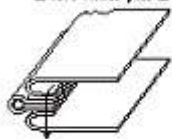
PIPING ATTACHMENT




Codice	(A)	(B)	(S)	Codice	(A)	(B)	(S)
F1050/14M	14	7	M	F1050/40M	40	20	M
F1050/15M	15	7,5	M	F1050/40H	40	20	H
F1050/19M	19	9,5	M	F1050/45M	45	22,5	M
F1050/19H	19	9,5	H	F1050/45H	45	22,5	H
F1050/20M	20	10	M	F1050/50M	50	25	M
F1050/20H	20	10	H	F1050/50H	50	25	H
F1050/22M	22	11	M	F1050/55M	55	27,5	M
F1050/22H	22	11	H	F1050/55H	55	27,5	H
F1050/25M	25	12,5	M	F1050/60M	60	30	M
F1050/25H	25	12,5	H	F1050/60H	60	30	H
F1050/30M	30	15	M	F1050/70M	70	35	M
F1050/30H	30	15	H	F1050/70H	70	35	H
F1050/35M	35	17,5	M	F1050/90M	90	45	M
F1050/35H	35	17,5	H				

## F1045 GUIDA PER PROFILO CON INSERIMENTO CORDONETTO

la loro finito (finished work)



Per macchine piane  
For flat bed machines

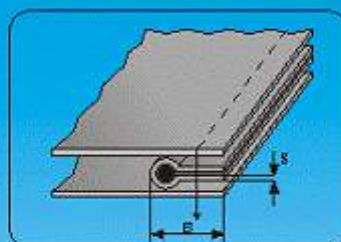


PIEDINO CONSIGLIATO  
SUGGESTED FOOT



G38069HL - per tutte le misure  
(for all sizes)

CORD EDGE PIPING ATTACHMENT



Codice	Entrata (A) (pipe size) (in)	(A) (in)	Lav. finito (B) (finished size) (in)	(B) (in)	Spessore (S) (thickness)
F1045/19M	19	3/4	9,5	3/8	M
F1045/22M	22	7/8	11	7/16	M
F1045/25M	25	1	12,5	1/2	M
F1045/30M	30	1-3/16	15	19/32	M
F1045/35M	35	1-3/8	17,5	11/16	M

NOTA: USARE CORDINI Ø 2 - 2,5 mm  
NOTE: USE CORD Ø 2 - 2,5 mm









## F1070

GUIDA INSERIMENTO BANDE TUBOLARI

*Per macchine piane*  
*For flat bed machines*

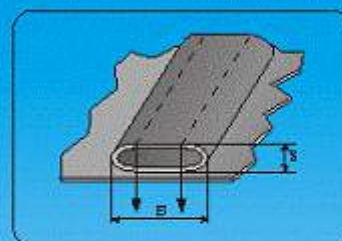


Consigliabile per la  
polarizzazione degli attacchi  
da rifilatura.  
Fig. in pag. 24 per  
all'incastro in acciaio.

ABBINABILE CON BORDATORI PER COLLARETTO (TIPO F40, F42, F43)  
USABLE WITH COLLARETTE BORDERS (TYPE F40, F42, F43)



READY-MADE EDGING ATTACHMENT

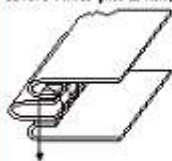


Codice	Mis. profilo (B) (mm) (in)	Spessore (S) (mm) (in)	
F 1070/3M	3 1/8	M	
F 1070/4M	4 5/32	M	
F 1070/5M	5 3/16	M	
F 1070/6M	6 1/4	M	
F 1070/7M	7 9/32	M	
F 1070/8M	8 5/16	M	
F 1070/9M	9 23/64	M	
F 1070/10M	10 25/64	M	
F 1070/12M	12 15/32	M	

## F1040

### GUIDA PER INSERIMENTO PROFILO

Lavoro finito (finished work)

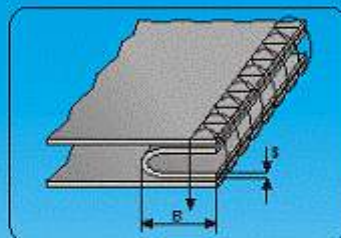


*Per macchine taglia-cuci*  
*For overlock machines*



Consultare pag. 89 per la  
parametrica degli accessori  
da utilizzare.  
Vedi su pag. 89 per  
allineamento in foto.

PIPING ATTACHMENT

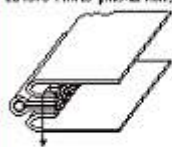


Codice	(A)	(B)	(S)	Codice	(A)	(B)	(S)
F1040/15M	15	7,5	M	F1040/40H	40	20	H
F1040/16M	16	8	M	F1040/45M	45	22,5	M
F1040/19M	19	9,5	M	F1040/45H	45	22,5	H
F1040/19H	19	9,5	H	F1040/50M	50	25	M
F1040/20M	20	10	M	F1040/50H	50	25	H
F1040/20H	20	10	H	F1040/55M	55	27,5	M
F1040/22M	22	11	M	F1040/55H	55	27,5	H
F1040/22H	22	11	H	F1040/60M	60	30	M
F1040/25M	25	12,5	M	F1040/60H	60	30	H
F1040/25H	25	12,5	H	F1040/70M	70	35	M
F1040/30M	30	15	M	F1040/70H	70	35	H
F1040/30H	30	15	H	F1040/80M	80	40	M
F1040/35M	35	17,5	M	F1040/90M	90	45	M
F1040/35H	35	17,5	H				
F1040/40M	40	20	M				

## F1035

### GUIDA PER PROFILO CON INSERIMENTO CORDONETTO

Lavoro finito (finished work)

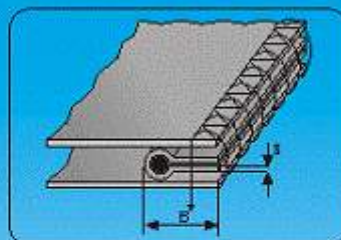


*Per macchine taglia-cuci*  
*For overlock machines*



Consultare pag. 89 per la  
parametrica degli accessori  
da utilizzare.  
Vedi su pag. 89 per  
allineamento in foto.

CORD EDGE PIPING ATTACHMENT



Codice	Entrata (A) (mm) (inch)	Lav. finito (B) (mm) (inch)	Spessore (S) (mm) (inch)
F1035/19M	19 3/4	9,5 3/8	M
F1035/22M	22 7/8	11 7/16	M
F1035/25M	25 1	12,5 1/2	M
F1035/30M	30 1-3/16	15 19/32	M
F1035/35M	35 1-3/8	17,5 11/16	M

NOTA: USARE CORDINI DI Ø 2 - 2,5 mm  
NOTE: USE CORD Ø 2 - 2,5 mm













MF<sup>®</sup>

# Guide passaelastico

(Hemmers with elastic insertion)

72

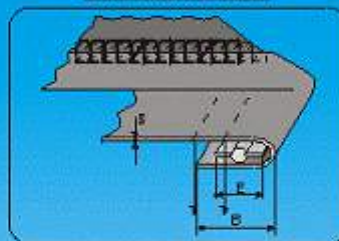
## F1184

GUIDA PASSAELASTICO CON  
INSERIMENTO ELASTICO CON CORDINO

*Per "RIMOLDI", ecc.  
For "RIMOLDI", etc.*



*DOWNTURN HEMMER WITH ELASTIC  
WITH CORD INSERTION*



Codice	Lav. finito (B)		Elastico (E)		Spessore (S)
	(in)	(cm)	(in)	(cm)	
GLI APPARECCHI VENGONO FORNITI SU RICHIESTA					
<i>Con l'ordinazione è necessario che ci siano inviati sia il campione della fettuccia, sia il campione dell'elastico che devono essere utilizzati.</i>					
MANUFACTURED ON REQUEST					
<i>With the order we need to receive both sample of tape to be used and sample of elastic.</i>					





**MF**<sup>®</sup>

# Guide passaelastico

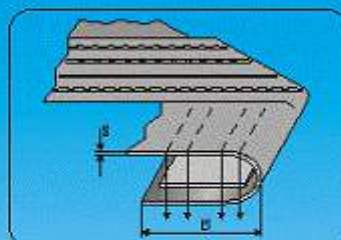
(Hemmers with elastic insertion)

74

## F1187

**GUIDA PASSAELASTICO  
CON ORLO SEMPLICE**

*Per macchine a 4 aghi*  
*For 4 needle machines*

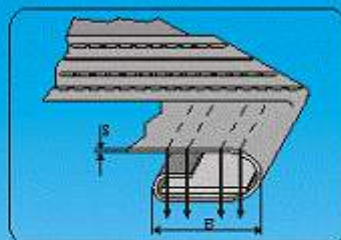
**SINGLE DOWNTURN ELASTIC HEMMER**

Codice	Lav. finito (B) (# needle size) (mm) (inch)	Elastico (E) (# needle size) (mm) (inch)	Spessore (S) (# thickness)
F1187/33M	33 1-19/64	25 1	M
F1187/38M	38 1-1/2	30 1-3/16	M
F1187/38H	38 1-1/2	30 1-3/16	H
F1187/41M	41 1-39/64	33 1-19/64	M
F1187/41H	41 1-39/64	33 1-19/64	H
F1187/44M	44 1-3/4	36 1-7/16	M
F1187/44H	44 1-3/4	36 1-7/16	H
F1187/50M	50 2	42 1-11/16	M

## F1292

**GUIDA PASSAELASTICO  
CON ORLO DOPPIO**

*Per macchine a 4 aghi*  
*For 4 needle machines*

**DOUBLE DOWNTURN ELASTIC HEMMER**

Codice	Lav. finito (B) (# needle size) (mm) (inch)	Elastico (E) (# needle size) (mm) (inch)	Spessore (S) (# thickness)
F1292/25M	25 1	23 29/32	M
F1292/25H	25 1	23 29/32	H
F1292/30L	30 1-3/16	28 1-1/8	L
F1292/30M	30 1-3/16	28 1-1/8	M
F1292/30H	30 1-3/16	28 1-1/8	H
F1292/36L	36 1-7/16	34 1-11/32	L
F1292/36M	36 1-7/16	34 1-11/32	M
F1292/36H	36 1-7/16	34 1-11/32	H
F1292/42M	42 1-21/32	40 1-9/16	M



# Guide passaelastico

(Hemmers with elastic insertion)



## F414 - 415 - 416 - 417

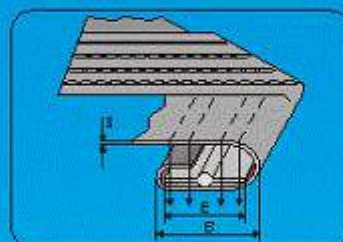
Per macchine a 4 aghi  
For 4 needle machines



Codice	Lav. finito (B) (finished size) (fin) (in)	Elastico (E) & Bordo (E) (fin) (in)	Spessore (S) (thickness) (D) (in)
<p>GLI APPARECCHI VENGONO FORNITI SU RICHIESTA</p> <p>Con l'ordinazione è necessario che si siano inviati sia il campione della fettucola, sia il campione dell'elastico che devono essere utilizzati.</p> <p>MANUFACTURED ON REQUEST</p> <p>With the order we need to receive both sample of tape to be used and sample of elastic.</p>			

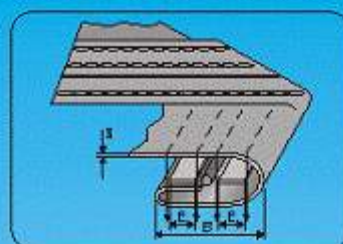
### F414

GUIDA PASSAELASTICO CON INSERIMENTO  
DI ELASTICO CON CORDINO  
DOUBLE DOWNTURN HEMMER  
WITH ELASTIC WITH CORD INSERTION



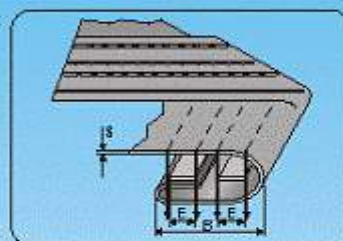
### F415

GUIDA PASSAELASTICO CON INSERIMENTO  
DI 2 ELASTICI E CORDINO  
DOUBLE DOWNTURN HEMMER  
WITH TWO ELASTICS AND CORD INSERTION



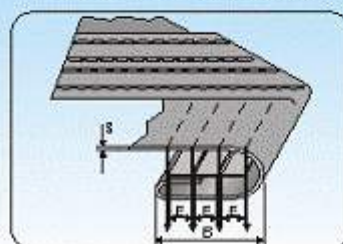
### F416

GUIDA PASSAELASTICO  
CON INSERIMENTO DI 2 ELASTICI  
DOUBLE DOWNTURN HEMMER  
WITH TWO ELASTICS INSERTION



### F417

GUIDA PASSAELASTICO  
CON INSERIMENTO DI 3 ELASTICI  
DOUBLE DOWNTURN HEMMER  
WITH THREE ELASTICS INSERTION







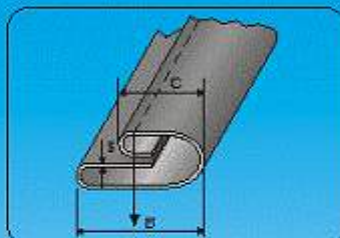


**MF<sup>®</sup>**

# Guide varie (Various attachments)

**78**

## F425

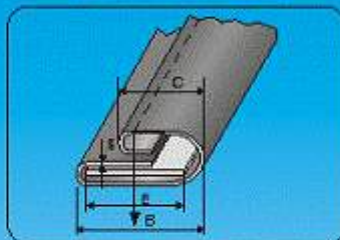
**GUIDA PER PASSANTI  
DOPPIO RISVOLTO BORDI SFALSATI***Per macchine piane a 1 ago  
For 1 needle flat bed machines***DOUBLE BELT LOOP FOLDER**

Codice	Entrata (A) (ape size) (mm) (inch)	Piegia inf. (B) (lower fold) (mm) (inch)	Piegia sup. (C) (upper fold) (mm) (inch)
F425/25	25 1	10 25/64	6 1/4
F425/30	30 1-3/16	12 31/64	7 9/32
F425/35	35 1-3/8	14 9/16	8 5/16
F425/40	40 1-9/16	16 5/8	9 23/64
F425/50	50 2	20 25/32	11 7/16

QUESTO APPARECCHIO CONSENTE LA FABBRICAZIONE DI PASSANTI E CINTURE SU MACCHINE PIANE AD UN AGO, MEDIANTE UNA SOLA CUCITURA CENTRALE.

THIS ATTACHMENT ALLOWS THE MANUFACTURE OF BELTS AND BELLS WITH ONE NEEDLE FLAT BED MACHINES, BY ONE CENTRAL STITCH ONLY.

## F428

**GUIDA PER SPALLINE DOPPIO RISVOLTO BORDI SFALSATI CON INSERIMENTO DI ELASTICO***Per macchine piane a 1 ago  
For 1 needle flat bed machines***DOUBLE BELT LOOP FOLDER  
WITH ELASTIC INSERTION**

Codice	Entrata (A) (ape size) (mm) (inch)	Piegia inf. (B) (lower fold) (mm) (inch)	Piegia sup. (C) (upper fold) (mm) (inch)	Elastico (E) (elastic) (mm) (inch)
F428/25	25 1	10 25/64	6 1/4	8 5/16
F428/30	30 1-3/16	12 31/64	7 9/32	10 25/64
F428/35	35 1-3/8	14 9/16	8 5/16	12 31/64
F428/40	40 1-9/16	16 5/8	9 23/64	15 19/32
F428/50	50 2	20 25/32	11 7/16	18 23/32

QUESTO APPARECCHIO CONSENTE LA FABBRICAZIONE DI SPALLINE CON ELASTICO, SU MACCHINE PIANE AD UN AGO, MEDIANTE UNA SOLA CUCITURA CENTRALE.

THIS ATTACHMENT ALLOWS THE MANUFACTURE OF ELASTIC SHOULDER STRIPS WITH ONE NEEDLE FLAT BED MACHINES, BY ONE CENTRAL STITCH ONLY.









## F1195

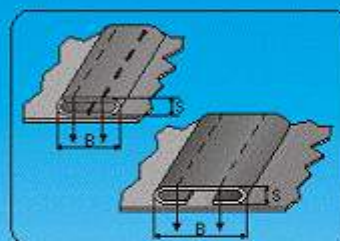
GUIDA PER APPLICAZIONE BANDE

*Per macchine piano 2 aghi*  
*For 2 needle flat bed machines*



Consultare pag. 89 per la  
posizione dei giacconi  
di stoffa.  
N.B. in pag. 89  
all'interno della  
guida.

TAPE FOLDER



Codice			Codice		
(A)	(B)	(S)	(A)	(B)	(S)
F 1195/12	12	6 M	F 1195/47	47	29 M
F 1195/14	14	7 M	F 1195/50	50	32 M
F 1195/16	16	8 M	F 1195/54	54	36 M
F 1195/18	18	9 M	F 1195/60	60	42 M
F 1195/20	20	10 M	F 1195/73	73	55 M
F 1195/22	22	11 M	F 1195/100	100	75 M
F 1195/24	24	12 M			
F 1195/26	26	13 M			
F 1195/28	28	14 M	F 1195/18H	18	9 H
F 1195/30	30	15 M	F 1195/20H	20	10 H
F 1195/32	32	16 M	F 1195/22H	22	11 H
F 1195/35	35	17,5 M	F 1195/26H	26	13 H
F 1195/38	38	19 M	F 1195/28H	28	14 H
F 1195/40	40	22 M	F 1195/30H	30	15 H
F 1195/44	44	26 M	F 1195/38H	38	19 H

## F1195B

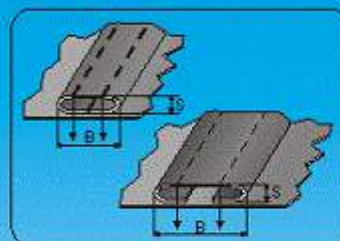
GUIDA PER APPLICAZIONE  
BANDE CON GUIDA

*Per macchine piano 2 aghi*  
*For 2 needle flat bed machines*



Consultare pag. 89 per la  
posizione dei giacconi  
di stoffa.  
N.B. in pag. 89  
all'interno della  
guida.

TAPE FOLDER LARGE



Codice	Entrata (A) (apertura) (mm) (in)	Lav. finito (B) (altezza) (mm) (in)	Spessore (S) (mm) (in)
F 1195B/40	40 1-9/16	22 7/8	M
F 1195B/44	44 1-3/4	26 1-1/2	M
F 1195B/47	47 1-13/16	29 1-1/8	M
F 1195B/50	50 2	32 1-1/4	M
F 1195B/54	54 2-3/16	36 1-27/8	M
F 1195B/60	60 2-3/8	42 1-21/32	M
F 1195B/73	73 2-29/32	55 2-3/16	M
F 1195B/100	100 4	75 2-31/32	M

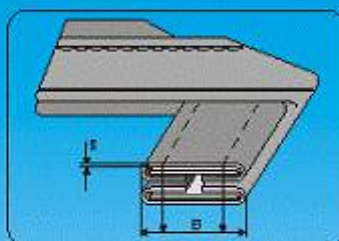
## F1200 GUIDA PER BANDE DOPPIA CON INSERIMENTO DI ELASTICO

*Per macchine piane a 2 aghi*  
*For 2 needle flat bed machines*



Consultare pag. 89 per il  
parag. tecnico degli attacchi  
da utilizzare.  
No. 20 pag. 49 for  
attachment to be used


*DOUBLE TAPES FOR DER WITH ELASTIC INSERTION*



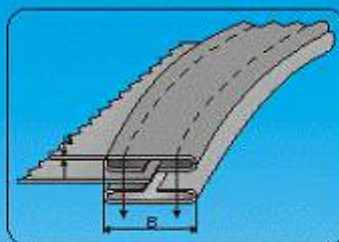
Codice	Lav. finito (B) (to bed size)		Elastico (E) (to bed size)		Spessore (S) (thickness)
	(mm)	(inch)	(mm)	(inch)	
<b>LA GUIDA VIENE FORNITA SU RICHIESTA</b>					
<i>Con l'ordinazione è necessario che ci siano inviati sia il campione delle fettucce, sia il campione dell'elastico che devono essere utilizzati.</i>					
<b>MANUFACTURED ON REQUEST</b>					
<i>With the order we need to receive both sample of tape to be used and sample of elastic.</i>					

## F1248 GUIDA PER CINTURE SAGOMATE

*Per macchine piane 2 aghi*  
*For 2 needle flat bed machines*



*GUIDE FOR SHAPED BELTS*



Codice	Entrata (A) (to bed size)		Lav. finito (B) (to bed size)		Spessore (S) (thickness)
	(mm)	(inch)	(mm)	(inch)	
F1248/60	60	2-3/8	35	1-3/8	M
F1248/63	63	2-1/2	37	1-1/2	M
F1248/70	70	2-3/4	44	1-3/4	M
F1248/76	76	3-1/8	50	2	M
F1248/60MH	60	2-3/8	35	1-3/8	MH
F1248/63MH	63	2-1/2	37	1-1/2	MH
F1248/70MH	70	2-3/4	44	1-3/4	MH
F1248/76MH	76	3-1/8	50	2	MH

**NOTA:**  
*a richiesta fornibili  
con passaggio "H"*

**NOTE:**  
*available on request with "H" passage*












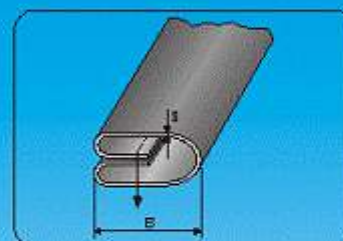
## F53

GUIDA PER SPAGHETTI

*Per macchine piano*  
*For flat bed machines*



SPAGHETTI ATTACHMENT



Codice	Entrata (A) (tape size) (mm) (inch)	Lav. finito (B) (finished size) (mm) (inch)	Spessore (S) (thickness)
F53/14	14 9/16	3,5 9/64	M
F53/16	16 5/8	4 5/32	M
F53/19	19 3/4	5 13/64	M
F53/22	22 7/8	5,5 7/32	M
F53/25	25 1	6 15/64	M
F53/28	28 1-1/8	8 5/16	M
F53/30	30 1-3/16	8,7 11/32	M
F53/32	32 1-1/4	9,5 3/8	M
F53/35	35 1-3/8	10 25/64	M
F53/38	38 1-1/2	11 7/16	M

## F54

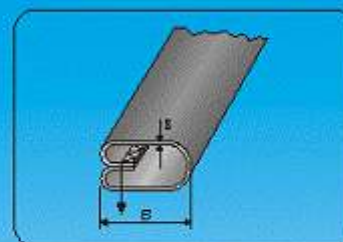
GUIDA PER SPAGHETTI

*Per macchine taglia-cuci*  
*For overlock machines*



Consultare pag. 89 per la  
palettonica degli attacchi  
da utilizzare.  
No. di pag. 46 for  
attachment list card

SPAGHETTI ATTACHMENT



Codice	Entrata (A) (tape size) (mm) (inch)	Lav. finito (B) (finished size) (mm) (inch)	Spessore (S) (thickness)
F54/14	14 9/16	3,5 9/64	M
F54/16	16 5/8	4 5/32	M
F54/19	19 3/4	5 13/64	M
F54/22	22 7/8	5,5 7/32	M
F54/25	25 1	6 15/64	M
F54/28	28 1-1/8	8 5/16	M
F54/30	30 1-3/16	8,7 11/32	M
F54/32	32 1-1/4	9,5 3/8	M
F54/35	35 1-3/8	10 25/64	M
F54/38	38 1-1/2	11 7/16	M





# Guide varie

(Various attachments)



MF®

## F271 GUIDA DI BATTUTA

GAUGE GUIDE

*Per macchine piane*  
*For flat bed machines*



## F204075 GUIDA DI BATTUTA

GAUGE GUIDE

*Per macchine piane*  
*For flat bed machines*



## F310006 GUIDA DI BATTUTA

GAUGE GUIDE

*Per macchine piane*  
*For flat bed machines*



## F310012 GUIDA DI BATTUTA

GAUGE GUIDE

*Per macchine piane*  
*For flat bed machines*



## F310013 GUIDA DI BATTUTA

GAUGE GUIDE

*Per macchine piane*  
*For flat bed machines*



## F310015 GUIDA DI BATTUTA

GAUGE GUIDE


*Per macchine piane*  
*For flat bed machines*



## F310040 GUIDA DI BATTUTA

GAUGE GUIDE

*Per macchine piane*  
*For flat bed machines*



## F1090 ARRICCIATORE

SHIRTING ATTACHMENT

*Per macchine piane*  
*For flat bed machines*



## F2002 GUIDA PASSAELASTICO

PLASTIC INSERTION GUIDE

*Per macchine taglia-cuci*  
*For overlock machines*






MF®

# Attacchi (Brackets)

88

## F1106 STAFFA UNIVERSALE REGOLABILE *UNIVERSAL ADJUSTABLE BRACKET*



*Per macchine piane  
For flat bed machines*

### PARTICOLARIA CORREDO EQUIPPED PARTS



F1106/M - Molla  
(Spring)



F1106/N - Vite  
(Screw)

NUOVA STAFFA UNIVERSALE PER TUTTE LE MACCHINE PIANE.  
ADATTA PER TUTTI I TIPI DI APPARECCHI, E PARTICOLARMENTE  
INDICATA PER QUELLI DI GRANDI DIMENSIONI O PER  
PARTICOLARI LAVORAZIONI CHE NECESSITANO DI UNA VASTA  
GAMMA DI REGOLAZIONI.

NEW UNIVERSAL BRACKET FOR ALL FLAT BED MACHINES.  
SUITABLE FOR ALL TYPES OF ATTACHMENTS AND ESPECIALLY  
SUGGESTED FOR THE LARGE DIMENSIONS ONES OR SPECIAL WORKS  
WHICH NEED OF A WIDE SCALE OF ADJUSTMENTS.

## Staffe (Brackets)

### STAFFA UNIVERSALE *UNIVERSAL BRACKET*

*Per macchine piane  
For flat bed machines*



F100A

### STAFFE APRIBILI *SWING BRACKETS*

*Per macchine piane  
For flat bed machines*



F72B/S



F72PVS



F105GA/S

### STAFFA PER F69 *BRACKET FOR F69*



F69A

### STAFFA PER F601 - F604 *BRACKET FOR F601 - F604*



F604A

### STAFFA PER F704, F705 *BRACKET FOR F704, F705*



F704A

### ATTACCO UNIVERSALE PER F31000 - F31002 *UNIVERSAL BRACKET FOR F31000 - F31002*



F31001S

### ATTACCO TIPO "RIMOLDI" PER F31000 - F31002 *"RIMOLDI" TYPE BRACKET FOR F31000 - F31002*



F31001R

### STAFFA PER F34000 - F34002 *BRACKET FOR F34000 - F34002*




F34000A



## F1110 ATTACCO UNIVERSALE

UNIVERSAL BRACKET



F 1110/R - per: RIMOLDI (Ø6)  
 F 1110/D - per: DÜRKOPP (Ø4)  
 PEGASUS (Ø4)  
 YAMATO (Ø4)  
 F 1110/P - per: PFAFF (Ø5)  
 F 1110/K - per: KANSAI (Ø 4,35 x Ø,63)  
 F 1110/J - per: JUKI (Ø 0,907)

## F1111 ATTACCO UNIVERSALE - DOPPIO

UNIVERSAL BRACKET - DOUBLE



F 1111/R - per: RIMOLDI (Ø6)  
 F 1111/D - per: DÜRKOPP (Ø4)  
 PEGASUS (Ø4)  
 YAMATO (Ø4)  
 F 1111/P - per: PFAFF (Ø5)  
 F 1111/K - per: KANSAI (Ø 4,35 x Ø,63)  
 F 1111/J - per: JUKI (Ø 0,907)

## F1105 ATTACCO PER TAGLIA-CUCI "RIMOLDI"

BRACKET FOR "RIMOLDI" OVERLOCK




## F1103 ATTACCO PER TAGLIA-CUCI "UNION SPECIAL"

BRACKET FOR "UNION SPECIAL" OVERLOCK



## F1102 ATTACCO PER TAGLIA-CUCI "BROTHER"

BRACKET FOR "BROTHER" OVERLOCK




## F1104 ATTACCO PER TAGLIA-CUCI "JUKI"

BRACKET FOR "JUKI" OVERLOCK




## F1100 ATTACCO PER TAGLIA-CUCI "YAMATO" (Reg.)

BRACKET FOR "YAMATO" OVERLOCK (Adjustable)



## F1112 ATTACCO PER TAGLIA-CUCI "W. & G." (V. tipo)

BRACKET FOR "W. & G." OVERLOCK (Old type)



## F1114 ATTACCO PER TAGLIA-CUCI "W. & G." (N. tipo)

BRACKET FOR "W. & G." OVERLOCK (New type)



**MF**<sup>®</sup>


# Frenaggi

(Tape rack tensions)

90

## F516 FRENAGGIO SUPERIORE

UPPER TAPE RACK TENSION



F516/R - per: RIMOLDI (M)  
 F516/D - per: DURKOPP (M)  
           PEGASUS (M)  
           YAMATO (M)  
 F516/P - per: PFAFF (M)  
 F516/K - per: KANSAI (M 4,35 x D,63)  
 F516/J - per: JUKI (F 0907)

F516/10 - splotto per JUKI  
 (per F 0907)


## F517 FRENAGGIO LATERALE

SIDE TAPE RACK TENSION



## F519 FRENAGGIO LATERALE - ORIENTABILE

SIDE TAPE RACK TENSION - ADJUSTABLE



## 6190 FRENAGGIO REGOLABILE PER FETTUCCHE

ADJUSTABLE TAPE RACK TENSION



## F1240 - 1241 FRENAGGI PER ELASTICO

TAPE RACK TENSIONS FOR ELASTIC



F1240



F1241

F1240/M - no (spring)  
 F1240/V - (bolt)  
 F1240/L... - time to (arrow)  
 - specificare misura -  
 - specify measure -

Codice	Elastico (E) e lato (E) (mm) (inch)	Codice	Elastico (E) e lato (E) (mm) (inch)
F1240/8	8 5/16	F1241/8	8 5/16
F1240/10	10 25/64	F1241/10	10 25/64
F1240/12	12 15/32	F1241/12	12 15/32
F1240/15	15 19/32	F1241/15	15 19/32
F1240/20	20 25/32	F1241/20	20 25/32
F1240/25	25 1	F1241/25	25 1
F1240/30	30 1-3/16	F1241/30	30 1-3/16
F1240/35	35 1-3/8	F1241/35	35 1-3/8
F1240/40	40 1-9/16	F1241/40	40 1-9/16



INDICE PER CODICI

TIPO	DESCRIZIONE	PAG.	TIPO	DESCRIZIONE	PAG.	TIPO	DESCRIZIONE	PAG.
F19	ORLATORE	3	F206	ORLATORE	15	F1105	ATTACCO	89
F21	ORLATORE	3	F206GA	ORLATORE	15	F1106	STAFFA UNIVERSALE	88
F40	COLLARETTO	50	F265	COLLARETTO	53	F1106/M	MOLLA	88
F40B	COLLARETTO	50	F270	ORLATORE	6	F1106/V	VITE	88
F40H	COLLARETTO	50	F271	GUIDA BATTUTA	87	F1110/R	ATTACCO X RIMOLDI	89
F42	COLLARETTO	49	F272	COLLARETTO	55	F1110/D	ATTACCO X DURKOPP	89
F42B	COLLARETTO	49	F274	COLLARETTO	55	F1110/P	ATTACCO X PFAFF	89
F42H	COLLARETTO	49	F275	ACCOPPIATORE	62	F1110/K	ATTACCO X KANSAI	89
F43	COLLARETTO	48	F285	RIBATTITORE	59	F1110/J	ATTACCO X JUKI	89
F43B	COLLARETTO	48	F286	RIBATTITORE	60	F1111/R	ATTACCO X RIMOLDI	89
F43H	COLLARETTO	48	F301	ORLATORE	17	F1111/D	ATTACCO X DURKOPP	89
F44	COLLARETTO	47	F302	ORLATORE	17	F1111/P	ATTACCO X PFAFF	89
F44B	COLLARETTO	47	F315	RIBATTITORE	59	F1111/K	ATTACCO X KANSAI	89
F44H	COLLARETTO	47	F338	RIBATTITORE	60	F1111/J	ATTACCO X JUKI	89
F45	ORLATORE	6	F340	COLLARETTO	50	F1112	ATTACCO	89
F46	COLLARETTO	54	F342	COLLARETTO	49	F1114	ATTACCO	89
F46B	COLLARETTO	54	F344	COLLARETTO	47	F1120	ORLATORE	22
F47	COLLARETTO	54	F365	GUIDA PROFILO	70	F1125	ORLATORE	21
F47B	COLLARETTO	54	F385	PASSAELASTICO	73	F1125GA	ORLATORE	21
F48	COLLARETTO	54	F387	PASSAELASTICO	73	F1135	RIBATTITORE	56
F48B	COLLARETTO	54	F400	ORLATORE	9	F1140	GUIDA PROFILO	70
F49	COLLARETTO	54	F413	ORLATORE	9	F1174	ORLATORE	19
F50	BORDATORE	33	F414	PASSAELASTICO	75	F1182	PASSAELAST.	71
F50S	BORDATORE	33	F415	PASSAELASTICO	75	F1184	PASSAELAST.	72
F51L	ORLATORE	24	F416	PASSAELASTICO	75	F1185	PASSAELAST.	71
F51R	ORLATORE	24	F417	PASSAELASTICO	75	F1187	PASSAELAST.	74
F52	GUIDA FETTUCCE	86	F425	GUIDA PASSANTI	78	F1195	GUIDA PER BANDE	81
F53	GUIDA SPAGHETTI	85	F428	GUIDA PASSANTI	78	F1195B	GUIDA PER BANDE	81
F54	GUIDA SPAGHETTI	85	F435	BORDATORE	39	F1200	GUIDA PER BANDE	82
F58H	BORDATORE	29	F438	BORDATORE	39	F1240	FRENAGGIO	90
F60	BORDATORE	36	F445	GUIDA BRETELLE	80	F1240/L	LAMELLA	90
F60B	BORDATORE	36	F450	ORLATORE	14	F1240/M	MOLLA	90
F62	BORDATORE	35	F465	GUIDA STRISCE	80	F1240/V	VITE	90
F62B	BORDATORE	35	F465/995	LEVETTA	80	F1241	FRENAGGIO	90
F64	BORDATORE	34	F465/996	VITE	80	F1245	BORDATORE	44
F64B	BORDATORE	34	F470	ORLATORE	10	F1248	GUIDA PER BANDE	82
F65	ORLATORE	8	F485	GUIDA PER STRISCIA	84	F1265	BORDATORE	32
F66	GUIDA PASSANTI	76	F487B	BORDATORE	38	F1266	BORDATORE	32
F67	GUIDA PASSANTI	77	F495B	BORDATORE	38	F1292	PASSAELAST.	74
F68	GUIDA PASSANTI	77	F508	BORDATORE	29	F1295	BORDATORE	46
F69	GUIDA PASSANTI	76	F508PL	BORDATORE	30	F1296	BORDATORE	46
F69A	STAFFA	88	F508PP	BORDATORE	30	F2002	GUIDA PASSAELAST.	87
F70	ORLATORE	14	F516/10	SPINOTTO X JUKI	90	F5800	GUIDA PER BANDE	83
F72B	ORLATORE	11	F516/R	FRENAGGIO X RIM.	90	6190	FRENAGGIO	90
F72B/S	STAFFA	88	F516/D	FRENAGGIO X DURK.	90	F29000	BORDATORE	42
F72L	ORLATORE	11	F516/P	FRENAGGIO X PFAFF	90	F29002	BORDATORE	42
F72PI	ORLATORE	12	F516/K	FRENAGGIO X KANSAI	90	F31000	BORDATORE	44
F72PI/S	STAFFA	88	F516/J	FRENAGGIO X JUKI	90	F31001	BORDATORE	45
F73	ORLATORE	12	F517	FRENAGGIO	90	F31001R	ATTACCO	88
F74	ORLATORE	18	F519	FRENAGGIO	90	F31001S	ATTACCO	88
F75D	ORLATORE	4	F580	GUIDA	79	F31002	BORDATORE	45
F75DGA	ORLATORE	4	F585	GUIDA	79	F34000	BORDATORE	40
F75U	ORLATORE	1	F601	COLLARETTO	51	F34000A	STAFFA	88
F75UGA	ORLATORE	1	F602	COLLARETTO	51	F34001	BORDATORE	40
F76UGA	ORLATORE	2	F603	COLLARETTO	52	F34002	BORDATORE	41
F77	ORLATORE	25	F604	COLLARETTO	52	F121586	RIBATTITORE	57
F78	ORLATORE	16	F604A	STAFFA	88	F121586/S	SLITTA	57
F80	ORLATORE	7	F704	BORDATORE	43	F121586/V	VITE	57, 58
F80C	ORLATORE	7	F704A	STAFFA	88	N121586	RIBATTITORE	58
F85	ORLATORE	8	F705	BORDATORE	43	N121586/S	SLITTA	58
F91	ORLATORE	16	F815	ORLATORE	20	R121586	RIBATTITORE	58
F95	ORLATORE	25	F1015	GUIDA PROFILO	69	R121586/S	SLITTA	58
F100	BORDATORE	26	F1020	GUIDA PROFILO	69	F121757	RIBATTITORE	57
F100A	STAFFA	88	F1025	GUIDA PROFILO	65	F121757/S	SLITTA	57
F100PL	BORDATORE	27	F1030	GUIDA PROFILO	65	F204075	GUIDA BATTUTA	87
F100S	BORDATORE	26	F1035	GUIDA PROFILO	68	F310006	GUIDA BATTUTA	87
F105	ORLATORE	13	F1040	GUIDA PROFILO	68	F310012	GUIDA BATTUTA	87
F105GA	ORLATORE	13	F1045	GUIDA PROFILO	64	F310013	GUIDA BATTUTA	87
F105GA/S	STAFFA	88	F1050	GUIDA PROFILO	64	F310015	GUIDA BATTUTA	87
F109	GUIDA	83	F1051	ACCOPPIATORE	63	F310040	GUIDA BATTUTA	87
F115	ORLATORE	10	F1055	GUIDA	84	F490361	RIBATTITORE	56
F125	ORLATORE	23	F1060	GUIDA PROFILO	66			
F145	ACCOPPIATORE	62	F1065	GUIDA PROFILO	66			
F150D	RIBATTITORE	61	F1070	GUIDA PROFILO	67			
F150S	RIBATTITORE	61	F1081	BORDATORE	31			
F153	GUIDA SPAGHETTI	86	F1082	BORDATORE	27			
F165	BORDATORE	31	F1083	BORDATORE	28			
F172	ORLATORE	20	F1086	ORLATORE	5			
F174	ORLATORE	19	F1087	ORLATORE	5			
F175	ORLATORE	18	F1090	ARRICCIATORE	87			
F175U	ORLATORE	2	F1100	ATTACCO	89			
F180	ORLATORE	22	F1102	ATTACCO	89			
F185B	BORDATORE	37	F1103	ATTACCO	89			
F186B	BORDATORE	37	F1104	ATTACCO	89			